

R3 HORAS GOIÂNIA 2023

Evento Domingo

Autodromo de Goiania - GO 3,835 km

R3 Horas

05/02/2023 10:00

Race (3:21:00 and 1 Laps) started at 10:15:07

| Volta | Volta Tm | Diff | Hora do dia | Volta | Volta Tm | Diff | Hora do dia | Volta | Volta Tm | Diff | Hora do dia |
|-------------------------------------|-----------------|-----------|--------------|--|----------|-----------|--------------|-------|-----------------|-----------|--------------|
| (24) B.SANTOS/B.HART/G.BRITO | | | | | | | | | | | |
| 1 | 1:48.604 | +7.192 | 10:16:56.848 | 65 | 1:41.615 | +0.203 | 12:22:17.840 | 27 | 1:44.620 | +3.216 | 11:08:25.208 |
| 2 | 1:43.166 | +1.754 | 10:18:40.014 | 66 | 1:42.569 | +1.157 | 12:24:00.409 | 28 | 1:43.615 | +2.211 | 11:10:08.823 |
| 3 | 1:42.247 | +0.835 | 10:20:22.261 | 67 | 1:41.602 | +0.190 | 12:25:42.011 | 29 | 1:43.981 | +2.577 | 11:11:52.804 |
| 4 | 1:41.836 | +0.424 | 10:22:04.097 | p68 | 1:37.060 | -4.352 | 12:27:19.071 | 30 | 1:44.370 | +2.966 | 11:13:37.174 |
| 5 | 1:42.542 | +1.130 | 10:23:46.639 | 69 | 6:50.186 | +5:08.774 | 12:34:09.257 | 31 | 1:44.925 | +3.521 | 11:15:22.099 |
| 6 | 1:41.915 | +0.503 | 10:25:28.554 | 70 | 1:43.983 | +2.571 | 12:35:53.240 | p32 | 1:39.513 | -1.891 | 11:17:01.612 |
| 7 | 1:44.462 | +3.050 | 10:27:13.016 | 71 | 1:43.520 | +2.108 | 12:37:36.760 | 33 | 7:05.607 | +5:24.203 | 11:24:07.219 |
| 8 | 1:43.341 | +1.929 | 10:28:56.357 | 72 | 1:44.176 | +2.764 | 12:39:20.936 | 34 | 1:43.552 | +2.148 | 11:25:50.771 |
| 9 | 1:42.714 | +1.302 | 10:30:39.071 | 73 | 1:43.530 | +2.118 | 12:41:04.466 | 35 | 1:42.806 | +1.402 | 11:27:33.577 |
| 10 | 1:42.590 | +1.178 | 10:32:21.661 | 74 | 1:43.077 | +1.665 | 12:42:47.543 | 36 | 1:42.406 | +1.002 | 11:29:15.983 |
| 11 | 1:43.124 | +1.712 | 10:34:04.785 | 75 | 1:42.722 | +1.310 | 12:44:30.265 | 37 | 1:42.390 | +0.986 | 11:30:58.373 |
| 12 | 1:43.165 | +1.753 | 10:35:47.950 | 76 | 1:43.129 | +1.717 | 12:46:13.394 | 38 | 1:42.309 | +0.905 | 11:32:40.682 |
| 13 | 1:42.048 | +0.636 | 10:37:29.998 | 77 | 1:43.087 | +1.675 | 12:47:56.481 | 39 | 1:42.142 | +0.738 | 11:34:22.824 |
| 14 | 1:42.546 | +1.134 | 10:39:12.544 | 78 | 1:42.894 | +1.482 | 12:49:39.375 | 40 | 1:42.289 | +0.885 | 11:36:05.113 |
| 15 | 1:41.646 | +0.234 | 10:40:54.190 | 79 | 1:43.510 | +2.098 | 12:51:22.885 | 41 | 1:41.567 | +0.163 | 11:37:46.680 |
| 16 | 1:42.131 | +0.719 | 10:42:36.321 | 80 | 1:43.308 | +1.896 | 12:53:06.193 | 42 | 1:41.580 | +0.176 | 11:39:28.260 |
| p17 | 1:37.007 | -4.405 | 10:44:13.328 | 81 | 1:42.990 | +1.578 | 12:54:49.183 | 43 | 1:41.819 | +0.415 | 11:41:10.079 |
| 18 | 7:05.788 | +5:24.376 | 10:51:19.116 | 82 | 1:42.975 | +1.563 | 12:56:32.158 | 44 | 1:41.404 | | 11:42:51.483 |
| 19 | 1:44.571 | +3.159 | 10:53:03.687 | 83 | 1:42.914 | +1.502 | 12:58:15.072 | 45 | 1:42.342 | +0.938 | 11:44:33.825 |
| 20 | 1:43.463 | +2.051 | 10:54:47.150 | 84 | 1:42.902 | +1.490 | 12:59:57.974 | 46 | 1:42.120 | +0.716 | 11:46:15.945 |
| 21 | 1:44.151 | +2.739 | 10:56:31.301 | p85 | 1:37.418 | -3.994 | 13:01:35.392 | 47 | 1:42.047 | +0.643 | 11:47:57.992 |
| 22 | 1:44.080 | +2.668 | 10:58:15.381 | 86 | 9:53.556 | +8:12.144 | 13:11:28.948 | 48 | 1:42.194 | +0.790 | 11:49:40.186 |
| 23 | 1:43.545 | +2.133 | 10:59:58.926 | 87 | 1:43.032 | +1.620 | 13:13:11.980 | p49 | 1:36.667 | -4.737 | 11:51:16.853 |
| 24 | 1:42.769 | +1.357 | 11:01:41.695 | 88 | 1:43.018 | +1.606 | 13:14:54.998 | 50 | 7:37.219 | +5:55.815 | 11:58:54.072 |
| 25 | 1:43.684 | +2.272 | 11:03:25.379 | 89 | 1:42.872 | +1.460 | 13:16:37.870 | 51 | 1:44.273 | +2.869 | 12:00:38.345 |
| 26 | 1:45.141 | +3.729 | 11:05:10.520 | 90 | 1:42.864 | +1.452 | 13:18:20.734 | 52 | 1:43.549 | +2.145 | 12:02:21.894 |
| 27 | 1:43.798 | +2.386 | 11:06:54.318 | 91 | 1:43.310 | +1.898 | 13:20:04.044 | 53 | 1:43.672 | +2.268 | 12:04:05.566 |
| 28 | 1:43.617 | +2.205 | 11:08:37.935 | 92 | 1:43.364 | +1.952 | 13:21:47.408 | 54 | 1:43.886 | +2.482 | 12:05:49.452 |
| 29 | 1:43.509 | +2.097 | 11:10:21.444 | 93 | 1:43.010 | +1.598 | 13:23:30.418 | 55 | 1:43.834 | +2.430 | 12:07:33.286 |
| 30 | 1:43.936 | +2.524 | 11:12:05.380 | 94 | 1:42.529 | +1.117 | 13:25:12.947 | 56 | 1:43.658 | +2.254 | 12:09:16.944 |
| 31 | 1:44.272 | +2.860 | 11:13:49.652 | 95 | 1:42.440 | +1.028 | 13:26:55.387 | 57 | 1:43.311 | +1.907 | 12:11:00.255 |
| 32 | 1:43.712 | +2.300 | 11:15:33.364 | 96 | 1:42.603 | +1.191 | 13:28:37.990 | 58 | 1:43.657 | +2.253 | 12:12:43.912 |
| 33 | 1:42.471 | +1.059 | 11:17:15.835 | 97 | 1:42.418 | +1.006 | 13:30:20.408 | 59 | 1:43.881 | +2.477 | 12:14:27.793 |
| p34 | 1:37.565 | -3.847 | 11:18:53.400 | 98 | 1:42.814 | +1.402 | 13:32:03.222 | 60 | 1:43.744 | +2.340 | 12:16:11.537 |
| 35 | 6:57.488 | +5:16.076 | 11:25:50.888 | 99 | 1:42.529 | +1.117 | 13:33:45.751 | 61 | 1:43.473 | +2.069 | 12:17:55.010 |
| 36 | 1:42.719 | +1.307 | 11:27:33.607 | 100 | 1:42.882 | +1.470 | 13:35:28.633 | 62 | 1:44.073 | +2.669 | 12:19:39.083 |
| 37 | 1:42.574 | +1.162 | 11:29:16.181 | 101 | 1:43.269 | +1.857 | 13:37:11.902 | 63 | 1:43.712 | +2.308 | 12:21:22.795 |
| 38 | 1:42.414 | +1.002 | 11:30:58.595 | 102 | 1:44.430 | +3.018 | 13:38:56.332 | 64 | 1:43.766 | +2.362 | 12:23:06.561 |
| 39 | 1:42.617 | +1.205 | 11:32:41.212 | (88) F. MACAN/G. MANSO/R. GUSMAO/R. RANIERI | | | | 65 | 1:44.167 | +2.763 | 12:24:50.728 |
| 40 | 1:42.039 | +0.627 | 11:34:23.251 | 1 | 1:54.002 | +12.598 | 10:17:03.855 | p66 | 1:37.424 | -3.980 | 12:26:28.152 |
| 41 | 1:42.316 | +0.904 | 11:36:05.567 | 2 | 1:45.995 | +4.591 | 10:18:49.850 | 67 | 7:04.786 | +5:23.382 | 12:33:32.938 |
| 42 | 1:41.470 | +0.058 | 11:37:47.037 | 3 | 1:46.341 | +4.937 | 10:20:36.191 | 68 | 1:42.437 | +1.033 | 12:35:15.375 |
| 43 | 1:41.521 | +0.109 | 11:39:28.558 | 4 | 1:46.434 | +5.030 | 10:22:22.625 | 69 | 1:43.036 | +1.632 | 12:36:58.411 |
| 44 | 1:41.766 | +0.354 | 11:41:10.324 | 5 | 1:46.337 | +4.933 | 10:24:08.962 | 70 | 1:42.824 | +1.420 | 12:38:41.235 |
| 45 | 1:41.412 | | 11:42:51.736 | 6 | 1:47.832 | +6.428 | 10:25:56.794 | 71 | 1:42.924 | +1.520 | 12:40:24.159 |
| 46 | 1:42.417 | +1.005 | 11:44:34.153 | 7 | 1:48.130 | +6.726 | 10:27:44.924 | 72 | 1:42.222 | +0.818 | 12:42:06.381 |
| 47 | 1:41.957 | +0.545 | 11:46:16.110 | 8 | 1:47.108 | +5.704 | 10:29:32.032 | 73 | 1:41.970 | +0.566 | 12:43:48.351 |
| 48 | 1:42.480 | +1.068 | 11:47:58.590 | 9 | 1:46.748 | +5.344 | 10:31:18.780 | 74 | 1:42.821 | +1.417 | 12:45:31.172 |
| 49 | 1:41.828 | +0.416 | 11:49:40.418 | 10 | 1:48.920 | +7.516 | 10:33:07.700 | 75 | 1:43.119 | +1.715 | 12:47:14.291 |
| 50 | 1:43.192 | +1.780 | 11:51:23.610 | 11 | 1:48.044 | +6.640 | 10:34:55.744 | 76 | 1:42.845 | +1.441 | 12:48:57.136 |
| p51 | 1:37.435 | -3.977 | 11:53:01.045 | 12 | 1:48.726 | +7.322 | 10:36:44.470 | 77 | 1:42.845 | +1.441 | 12:50:39.981 |
| 52 | 6:57.773 | +5:16.361 | 11:59:58.818 | 13 | 1:47.356 | +5.952 | 10:38:31.826 | 78 | 1:42.571 | +1.167 | 12:52:22.552 |
| 53 | 1:43.586 | +2.174 | 12:01:42.404 | 14 | 1:47.428 | +6.024 | 10:40:19.254 | 79 | 1:42.690 | +1.286 | 12:54:05.242 |
| 54 | 1:43.411 | +1.999 | 12:03:25.815 | 15 | 1:49.375 | +7.971 | 10:42:08.629 | 80 | 1:42.702 | +1.298 | 12:55:47.944 |
| 55 | 1:43.622 | +2.210 | 12:05:09.437 | p16 | 1:42.918 | +1.514 | 10:43:51.547 | 81 | 1:42.797 | +1.393 | 12:57:30.741 |
| 56 | 1:43.542 | +2.130 | 12:06:52.979 | 17 | 7:10.178 | +5:28.774 | 10:51:01.725 | 82 | 1:42.913 | +1.509 | 12:59:13.654 |
| 57 | 1:42.811 | +1.399 | 12:08:35.790 | 18 | 1:44.638 | +3.234 | 10:52:46.363 | p83 | 1:42.135 | +0.731 | 13:00:55.789 |
| 58 | 1:42.097 | +0.685 | 12:10:17.887 | 19 | 1:44.490 | +3.086 | 10:54:30.853 | 84 | 7:04.805 | +5:23.401 | 13:08:00.594 |
| 59 | 1:41.796 | +0.384 | 12:11:59.683 | 20 | 1:45.006 | +3.602 | 10:56:15.859 | 85 | 1:44.201 | +2.797 | 13:09:44.795 |
| 60 | 1:43.555 | +2.143 | 12:13:43.238 | 21 | 1:44.802 | +3.398 | 10:58:00.661 | 86 | 1:44.672 | +3.268 | 13:11:29.467 |
| 61 | 1:43.909 | +2.497 | 12:15:27.147 | 22 | 1:43.901 | +2.497 | 10:59:44.562 | 87 | 1:43.603 | +2.199 | 13:13:13.070 |
| 62 | 1:43.632 | +2.220 | 12:17:10.779 | 23 | 1:43.930 | +2.526 | 11:01:28.492 | 88 | 1:42.882 | +1.478 | 13:14:55.952 |
| 63 | 1:43.179 | +1.767 | 12:18:53.958 | 24 | 1:43.941 | +2.537 | 11:03:12.433 | 89 | 1:45.027 | +3.623 | 13:16:40.979 |
| 64 | 1:42.267 | +0.855 | 12:20:36.225 | 25 | 1:44.428 | +3.024 | 11:04:56.861 | 90 | 1:43.819 | +2.415 | 13:18:24.798 |
| | | | | 26 | 1:43.727 | +2.323 | 11:06:40.588 | 91 | 1:43.678 | +2.274 | 13:20:08.476 |
| | | | | | | | | 92 | 1:43.731 | +2.327 | 13:21:52.207 |



R3 HORAS GOIÂNIA 2023

Evento Domingo

Autodromo de Goiania - GO 3,835 km

R3 Horas

05/02/2023 10:00

Race (3:21:00 and 1 Laps) started at 10:15:07

| Volta | Volta Tm | Diff | Hora do dia | Volta | Volta Tm | Diff | Hora do dia | Volta | Volta Tm | Diff | Hora do dia |
|--|----------|-----------|--------------|----------------------------------|-----------------|-----------|--------------|-------|----------|-----------|--------------|
| 93 | 1:43.892 | +2.488 | 13:23:36.099 | 55 | 1:42.353 | +1.236 | 12:05:21.635 | p17 | 1:41.542 | +0.334 | 10:44:42.516 |
| 94 | 1:43.577 | +2.173 | 13:25:19.676 | 56 | 1:41.338 | +0.221 | 12:07:02.973 | 18 | 6:54.603 | +5:13.395 | 10:51:37.119 |
| 95 | 1:43.919 | +2.515 | 13:27:03.595 | 57 | 1:41.952 | +0.835 | 12:08:44.925 | 19 | 1:42.669 | +1.461 | 10:53:19.788 |
| 96 | 1:44.769 | +3.365 | 13:28:48.364 | 58 | 1:41.117 | | 12:10:26.042 | 20 | 1:43.159 | +1.951 | 10:55:02.947 |
| 97 | 1:43.977 | +2.573 | 13:30:32.341 | 59 | 1:41.570 | +0.453 | 12:12:07.612 | 21 | 1:42.565 | +1.357 | 10:56:45.512 |
| 98 | 1:43.960 | +2.556 | 13:32:16.301 | 60 | 1:41.736 | +0.619 | 12:13:49.348 | 22 | 1:42.214 | +1.006 | 10:58:27.726 |
| 99 | 1:44.518 | +3.114 | 13:34:00.819 | 61 | 1:41.787 | +0.670 | 12:15:31.135 | 23 | 1:42.352 | +1.144 | 11:00:10.078 |
| 100 | 1:44.611 | +3.207 | 13:35:45.430 | 62 | 1:41.491 | +0.374 | 12:17:12.626 | 24 | 1:42.446 | +1.238 | 11:01:52.524 |
| 101 | 1:44.714 | +3.310 | 13:37:30.144 | 63 | 1:41.438 | +0.321 | 12:18:54.064 | 25 | 1:42.620 | +1.412 | 11:03:35.144 |
| 102 | 1:44.846 | +3.442 | 13:39:14.990 | 64 | 1:41.693 | +0.576 | 12:20:35.757 | 26 | 1:43.532 | +2.324 | 11:05:18.676 |
| (56) D. FAUSTINO/T. KAWAKAMI/ E. MACCAPANI/F. BITTEN | | | | 65 | 1:42.086 | +0.969 | 12:22:17.843 | 27 | 1:42.722 | +1.514 | 11:07:01.398 |
| 1 | 1:48.938 | +7.821 | 10:16:56.786 | 66 | 1:41.723 | +0.606 | 12:23:59.566 | 28 | 1:42.466 | +1.258 | 11:08:43.864 |
| 2 | 1:43.031 | +1.914 | 10:18:39.817 | 67 | 1:42.148 | +1.031 | 12:25:41.714 | 29 | 1:42.368 | +1.160 | 11:10:26.232 |
| 3 | 1:42.458 | +1.341 | 10:20:22.275 | p68 | 1:36.158 | -4.959 | 12:27:17.872 | 30 | 1:42.891 | +1.683 | 11:12:09.123 |
| 4 | 1:41.873 | +0.756 | 10:22:04.148 | 69 | 7:01.377 | +5:20.260 | 12:34:19.249 | 31 | 1:42.219 | +1.010 | 11:13:51.341 |
| 5 | 1:42.378 | +1.261 | 10:23:46.526 | 70 | 1:50.623 | +9.506 | 12:36:09.872 | 32 | 1:42.029 | +0.821 | 11:15:33.370 |
| 6 | 1:42.607 | +1.490 | 10:25:29.133 | 71 | 1:50.797 | +9.680 | 12:38:00.669 | 33 | 1:42.356 | +1.148 | 11:17:15.726 |
| 7 | 1:43.673 | +2.556 | 10:27:12.806 | 72 | 1:50.247 | +9.130 | 12:39:50.916 | p34 | 1:37.321 | -3.887 | 11:18:53.047 |
| 8 | 1:43.064 | +1.947 | 10:28:55.870 | 73 | 1:50.811 | +9.694 | 12:41:41.727 | 35 | 6:53.785 | +5:12.577 | 11:25:46.832 |
| 9 | 1:42.566 | +1.449 | 10:30:38.436 | 74 | 1:50.692 | +9.575 | 12:43:32.419 | 36 | 1:43.382 | +2.174 | 11:27:30.214 |
| 10 | 1:43.039 | +1.922 | 10:32:21.475 | 75 | 1:53.413 | +12.296 | 12:45:25.832 | 37 | 1:42.538 | +1.330 | 11:29:12.752 |
| 11 | 1:42.837 | +1.720 | 10:34:04.312 | 76 | 1:51.947 | +10.830 | 12:47:17.779 | 38 | 1:42.555 | +1.347 | 11:30:55.307 |
| 12 | 1:43.400 | +2.283 | 10:35:47.712 | 77 | 1:51.763 | +10.646 | 12:49:09.542 | 39 | 1:42.323 | +1.115 | 11:32:37.630 |
| 13 | 1:42.352 | +1.235 | 10:37:30.064 | 78 | 1:50.927 | +9.810 | 12:51:00.469 | 40 | 1:41.761 | +0.553 | 11:34:19.391 |
| 14 | 1:42.579 | +1.462 | 10:39:12.643 | 79 | 1:52.124 | +11.007 | 12:52:52.593 | 41 | 1:41.847 | +0.639 | 11:36:01.238 |
| 15 | 1:42.380 | +1.263 | 10:40:55.023 | 80 | 1:51.962 | +10.845 | 12:54:44.555 | 42 | 1:42.871 | +1.663 | 11:37:44.109 |
| 16 | 1:41.307 | +0.190 | 10:42:36.330 | 81 | 1:51.152 | +10.035 | 12:56:35.707 | 43 | 1:42.224 | +1.016 | 11:39:26.333 |
| p17 | 1:36.735 | -4.382 | 10:44:13.065 | 82 | 1:51.483 | +10.366 | 12:58:27.190 | 44 | 1:42.222 | +1.014 | 11:41:08.555 |
| 18 | 6:54.397 | +5:13.280 | 10:51:07.462 | 83 | 1:51.669 | +10.552 | 13:00:18.859 | 45 | 1:42.226 | +1.018 | 11:42:50.781 |
| 19 | 1:43.361 | +2.244 | 10:52:50.823 | p84 | 1:46.156 | +5.039 | 13:02:05.015 | 46 | 1:43.099 | +1.891 | 11:44:33.880 |
| 20 | 1:43.395 | +2.278 | 10:54:34.218 | 85 | 9:06.244 | +7:25.127 | 13:11:11.259 | 47 | 1:42.158 | +0.950 | 11:46:16.038 |
| 21 | 1:43.111 | +1.994 | 10:56:17.329 | 86 | 1:43.012 | +1.895 | 13:12:54.271 | 48 | 1:41.998 | +0.790 | 11:47:58.036 |
| 22 | 1:43.176 | +2.059 | 10:58:00.505 | 87 | 1:42.810 | +1.693 | 13:14:37.081 | 49 | 1:42.206 | +0.998 | 11:49:40.242 |
| 23 | 1:43.564 | +2.447 | 10:59:44.069 | 88 | 1:42.814 | +1.697 | 13:16:19.895 | 50 | 1:42.605 | +1.397 | 11:51:22.847 |
| 24 | 1:43.734 | +2.617 | 11:01:27.803 | 89 | 1:42.694 | +1.577 | 13:18:02.589 | p51 | 1:37.639 | -3.569 | 11:53:00.486 |
| 25 | 1:43.450 | +2.333 | 11:03:11.253 | 90 | 1:42.174 | +1.057 | 13:19:44.763 | 52 | 7:04.477 | +5:23.269 | 12:00:04.963 |
| 26 | 1:44.337 | +3.220 | 11:04:55.590 | 91 | 1:42.267 | +1.150 | 13:21:27.030 | 53 | 1:41.843 | +0.635 | 12:01:46.806 |
| 27 | 1:43.839 | +2.722 | 11:06:39.429 | 92 | 1:42.788 | +1.671 | 13:23:09.818 | 54 | 1:41.397 | +0.189 | 12:03:28.203 |
| 28 | 1:43.426 | +2.309 | 11:08:22.855 | 93 | 1:42.915 | +1.798 | 13:24:52.733 | 55 | 1:41.226 | +0.018 | 12:05:09.429 |
| 29 | 1:43.451 | +2.334 | 11:10:06.306 | 94 | 1:42.910 | +1.793 | 13:26:35.643 | 56 | 1:42.062 | +0.854 | 12:06:51.491 |
| 30 | 1:43.610 | +2.493 | 11:11:49.916 | 95 | 1:42.449 | +1.332 | 13:28:18.092 | 57 | 1:42.155 | +0.947 | 12:08:33.646 |
| 31 | 1:43.760 | +2.643 | 11:13:33.676 | 96 | 1:42.683 | +1.566 | 13:30:00.775 | 58 | 1:42.160 | +0.952 | 12:10:15.806 |
| 32 | 1:43.022 | +1.905 | 11:15:16.698 | 97 | 1:43.137 | +2.020 | 13:31:43.912 | 59 | 1:41.850 | +0.642 | 12:11:57.656 |
| 33 | 1:42.713 | +1.596 | 11:16:59.411 | 98 | 1:43.252 | +2.135 | 13:33:27.164 | 60 | 1:41.693 | +0.485 | 12:13:39.349 |
| p34 | 1:39.950 | -1.167 | 11:18:39.361 | 99 | 1:43.083 | +1.966 | 13:35:10.247 | 61 | 1:42.025 | +0.817 | 12:15:21.374 |
| 35 | 6:54.543 | +5:13.426 | 11:25:33.904 | 100 | 1:42.852 | +1.735 | 13:36:53.099 | 62 | 1:42.297 | +1.089 | 12:17:03.671 |
| 36 | 1:45.688 | +4.571 | 11:27:19.592 | 101 | 1:43.086 | +1.969 | 13:38:36.185 | 63 | 1:42.044 | +0.836 | 12:18:45.715 |
| 37 | 1:45.510 | +4.393 | 11:29:05.102 | 102 | 1:44.162 | +3.045 | 13:40:20.347 | 64 | 1:41.700 | +0.492 | 12:20:27.415 |
| 38 | 1:45.192 | +4.075 | 11:30:50.294 | (12) H. LUZ/H. MAIER/M.PASSARINO | | | | 65 | 1:41.695 | +0.487 | 12:22:09.110 |
| 39 | 1:43.714 | +2.597 | 11:32:34.008 | 1 | 1:50.736 | +9.528 | 10:17:00.765 | 66 | 1:42.084 | +0.876 | 12:23:51.194 |
| 40 | 1:44.591 | +3.474 | 11:34:18.599 | 2 | 1:43.898 | +2.690 | 10:18:44.663 | 67 | 1:42.110 | +0.902 | 12:25:33.304 |
| 41 | 1:43.578 | +2.461 | 11:36:02.177 | 3 | 1:43.328 | +2.120 | 10:20:27.991 | p68 | 1:36.492 | -4.716 | 12:27:09.796 |
| 42 | 1:44.057 | +2.940 | 11:37:46.234 | 4 | 1:43.733 | +2.525 | 10:22:11.724 | 69 | 6:52.320 | +5:11.112 | 12:34:02.116 |
| 43 | 1:44.389 | +3.272 | 11:39:30.623 | 5 | 1:43.044 | +1.836 | 10:23:54.768 | 70 | 1:43.047 | +1.839 | 12:35:45.163 |
| 44 | 1:44.598 | +3.481 | 11:41:15.221 | 6 | 1:44.017 | +2.809 | 10:25:38.785 | 71 | 1:42.752 | +1.544 | 12:37:27.915 |
| 45 | 1:44.492 | +3.375 | 11:42:59.713 | 7 | 1:43.739 | +2.531 | 10:27:22.524 | 72 | 1:42.328 | +1.120 | 12:39:10.243 |
| 46 | 1:44.604 | +3.487 | 11:44:44.317 | 8 | 1:44.127 | +2.919 | 10:29:06.651 | 73 | 1:42.456 | +1.248 | 12:40:52.699 |
| 47 | 1:44.341 | +3.224 | 11:46:28.658 | 9 | 1:43.845 | +2.637 | 10:30:50.496 | 74 | 2:43.678 | +1:02.470 | 12:43:36.377 |
| 48 | 1:45.255 | +4.138 | 11:48:13.913 | 10 | 1:44.192 | +2.984 | 10:32:34.688 | 75 | 1:44.653 | +3.445 | 12:45:21.030 |
| 49 | 1:44.786 | +3.669 | 11:49:58.699 | 11 | 1:44.603 | +3.395 | 10:34:19.291 | 76 | 1:43.218 | +2.010 | 12:47:04.248 |
| 50 | 1:44.748 | +3.631 | 11:51:43.447 | 12 | 1:44.359 | +3.151 | 10:36:03.650 | 77 | 1:42.902 | +1.694 | 12:48:47.150 |
| p51 | 1:41.072 | -0.045 | 11:53:24.519 | 13 | 1:44.245 | +3.037 | 10:37:47.895 | 78 | 1:42.319 | +1.111 | 12:50:29.469 |
| 52 | 6:51.944 | +5:10.827 | 12:00:16.463 | 14 | 1:44.429 | +3.221 | 10:39:32.324 | 79 | 1:43.009 | +1.801 | 12:52:12.478 |
| 53 | 1:41.419 | +0.302 | 12:01:57.882 | 15 | 1:44.165 | +2.957 | 10:41:16.489 | 80 | 1:42.577 | +1.369 | 12:53:55.055 |
| 54 | 1:41.400 | +0.283 | 12:03:39.282 | 16 | 1:44.485 | +3.277 | 10:43:00.974 | 81 | 1:42.808 | +1.600 | 12:55:37.863 |
| | | | | | | | | 82 | 1:42.572 | +1.364 | 12:57:20.435 |



R3 HORAS GOIÂNIA 2023

Evento Domingo

Autodromo de Goiania - GO 3,835 km

R3 Horas

05/02/2023 10:00

Race (3:21:00 and 1 Laps) started at 10:15:07

| Volta | Volta Tm | Diff | Hora do dia | Volta | Volta Tm | Diff | Hora do dia | Volta | Volta Tm | Diff | Hora do dia |
|---|-----------------|------------|--------------|--|-----------------|-----------|--------------|-------|----------|-----------|--------------|
| p83 | 1:36.633 | -4.575 | 12:58:57.068 | 46 | 1:47.876 | +6.476 | 11:51:47.852 | 11 | 1:44.888 | +2.172 | 10:34:17.018 |
| 84 | 11:12.222 | +9:31.014 | 13:10:09.290 | 47 | 1:48.943 | +7.543 | 11:53:36.795 | 12 | 1:44.764 | +2.048 | 10:36:01.782 |
| 85 | 1:42.360 | +1.152 | 13:11:51.650 | 48 | 1:48.880 | +7.480 | 11:55:25.675 | 13 | 1:44.638 | +1.922 | 10:37:46.420 |
| 86 | 1:41.971 | +0.763 | 13:13:33.621 | 49 | 1:48.531 | +7.131 | 11:57:14.206 | 14 | 1:44.782 | +2.066 | 10:39:31.202 |
| 87 | 1:41.957 | +0.749 | 13:15:15.578 | 50 | 1:48.000 | +6.600 | 11:59:02.206 | 15 | 1:44.415 | +1.699 | 10:41:15.617 |
| 88 | 1:42.010 | +0.802 | 13:16:57.588 | 51 | 1:51.354 | +9.954 | 12:00:53.560 | 16 | 1:45.282 | +2.566 | 10:43:00.899 |
| 89 | 1:41.804 | +0.596 | 13:18:39.392 | p52 | 1:43.639 | +2.239 | 12:02:37.199 | p17 | 1:39.519 | -3.197 | 10:44:40.418 |
| 90 | 1:41.956 | +0.748 | 13:20:21.348 | 53 | 7:01.006 | +5:19.606 | 12:09:38.205 | 18 | 7:04.256 | +5:21.540 | 10:51:44.674 |
| 91 | 1:42.498 | +1.290 | 13:22:03.846 | 54 | 1:43.014 | +1.614 | 12:11:21.219 | 19 | 1:45.546 | +2.830 | 10:53:30.220 |
| 92 | 1:41.842 | +0.634 | 13:23:45.688 | 55 | 1:43.366 | +1.966 | 12:13:04.585 | 20 | 1:45.093 | +2.377 | 10:55:15.313 |
| 93 | 1:41.529 | +0.321 | 13:25:27.217 | 56 | 1:42.962 | +1.562 | 12:14:47.547 | 21 | 1:44.653 | +1.937 | 10:56:59.966 |
| 94 | 1:41.686 | +0.478 | 13:27:08.903 | 57 | 1:42.819 | +1.419 | 12:16:30.366 | 22 | 1:45.328 | +2.612 | 10:58:45.294 |
| 95 | 1:41.586 | +0.378 | 13:28:50.489 | 58 | 1:42.560 | +1.160 | 12:18:12.926 | 23 | 1:45.584 | +2.868 | 11:00:30.878 |
| 96 | 1:41.208 | | 13:30:31.697 | 59 | 1:43.058 | +1.658 | 12:19:55.984 | 24 | 1:44.984 | +2.268 | 11:02:15.862 |
| 97 | 1:42.186 | +0.978 | 13:32:13.883 | 60 | 1:43.110 | +1.710 | 12:21:39.094 | 25 | 1:45.727 | +3.011 | 11:04:01.589 |
| 98 | 1:42.046 | +0.838 | 13:33:55.929 | 61 | 1:43.465 | +2.065 | 12:23:22.559 | 26 | 1:45.044 | +2.328 | 11:05:46.633 |
| 99 | 1:42.197 | +0.989 | 13:35:38.126 | 62 | 1:44.270 | +2.870 | 12:25:06.829 | 27 | 1:44.954 | +2.238 | 11:07:31.587 |
| 100 | 1:43.064 | +1.856 | 13:37:21.190 | 63 | 1:43.681 | +2.281 | 12:26:50.510 | 28 | 1:45.520 | +2.804 | 11:09:17.107 |
| 101 | 1:42.794 | +1.586 | 13:39:03.984 | 64 | 1:43.592 | +2.192 | 12:28:34.102 | 29 | 1:45.383 | +2.667 | 11:11:02.490 |
| | | | | 65 | 1:43.902 | +2.502 | 12:30:18.004 | 30 | 1:44.638 | +1.922 | 11:12:47.128 |
| | | | | 66 | 1:43.688 | +2.288 | 12:32:01.692 | 31 | 1:45.240 | +2.524 | 11:14:32.368 |
| | | | | 67 | 1:43.651 | +2.251 | 12:33:45.343 | 32 | 1:44.807 | +2.091 | 11:16:17.175 |
| (42) M.SILVA/R.LUVIZOTTO/T. CRESPO | | | | p68 | 1:39.017 | -2.383 | 12:35:24.360 | p33 | 1:38.346 | -4.370 | 11:17:55.521 |
| 1 | 1:49.318 | +7.918 | 10:16:59.292 | 69 | 6:57.763 | +5:16.363 | 12:42:22.123 | 34 | 7:11.507 | +5:28.791 | 11:25:07.028 |
| 2 | 1:42.581 | +1.181 | 10:18:41.873 | 70 | 1:43.216 | +1.816 | 12:44:05.339 | 35 | 1:52.151 | +9.435 | 11:26:59.179 |
| 3 | 1:41.938 | +0.538 | 10:20:23.811 | 71 | 1:42.962 | +1.562 | 12:45:48.301 | 36 | 1:50.069 | +7.353 | 11:28:49.248 |
| 4 | 1:41.400 | | 10:22:05.211 | 72 | 1:43.067 | +1.667 | 12:47:31.368 | 37 | 1:49.782 | +7.066 | 11:30:39.030 |
| 5 | 1:41.689 | +0.289 | 10:23:46.900 | 73 | 1:43.766 | +2.366 | 12:49:15.134 | 38 | 1:49.706 | +6.990 | 11:32:28.736 |
| 6 | 1:41.820 | +0.420 | 10:25:28.720 | 74 | 1:43.237 | +1.837 | 12:50:58.371 | 39 | 1:50.031 | +7.315 | 11:34:18.767 |
| 7 | 1:44.037 | +2.637 | 10:27:12.757 | 75 | 1:43.357 | +1.957 | 12:52:41.728 | 40 | 1:49.187 | +6.471 | 11:36:07.954 |
| 8 | 1:43.142 | +1.742 | 10:28:55.899 | 76 | 1:42.731 | +1.331 | 12:54:24.459 | 41 | 1:49.624 | +6.908 | 11:37:57.578 |
| 9 | 1:42.676 | +1.276 | 10:30:38.575 | 77 | 1:44.496 | +3.096 | 12:56:08.955 | 42 | 1:48.760 | +6.044 | 11:39:46.338 |
| 10 | 1:42.639 | +1.239 | 10:32:21.214 | 78 | 1:43.531 | +2.131 | 12:57:52.486 | 43 | 1:49.008 | +6.292 | 11:41:35.346 |
| 11 | 1:42.923 | +1.523 | 10:34:04.137 | 79 | 1:42.920 | +1.520 | 12:59:35.406 | 44 | 1:50.177 | +7.455 | 11:43:25.517 |
| 12 | 1:43.534 | +2.134 | 10:35:47.671 | 80 | 1:43.433 | +2.033 | 13:01:18.839 | 45 | 1:49.924 | +7.208 | 11:45:15.441 |
| 13 | 1:42.236 | +0.836 | 10:37:29.907 | 81 | 1:43.595 | +2.195 | 13:03:02.434 | 46 | 1:49.659 | +6.943 | 11:47:05.100 |
| 14 | 1:42.639 | +1.239 | 10:39:12.546 | 82 | 1:42.635 | +1.235 | 13:04:45.069 | 47 | 1:51.039 | +8.323 | 11:48:56.139 |
| 15 | 1:42.497 | +1.097 | 10:40:55.043 | 83 | 1:42.896 | +1.496 | 13:06:27.965 | 48 | 1:48.985 | +6.269 | 11:50:45.124 |
| 16 | 1:41.502 | +0.102 | 10:42:36.545 | 84 | 1:43.146 | +1.746 | 13:08:11.111 | p49 | 1:43.793 | +1.077 | 11:52:28.917 |
| 17 | 1:42.860 | +1.460 | 10:44:19.405 | p85 | 1:42.937 | +1.537 | 13:09:54.048 | 50 | 6:58.591 | +5:15.875 | 11:59:27.508 |
| 18 | 1:43.178 | +1.778 | 10:46:02.583 | 86 | 6:57.285 | +5:15.885 | 13:16:51.333 | 51 | 1:44.599 | +1.883 | 12:01:12.107 |
| 19 | 1:43.189 | +1.789 | 10:47:45.772 | 87 | 1:48.340 | +6.940 | 13:18:39.673 | 52 | 1:44.939 | +2.223 | 12:02:57.046 |
| p20 | 1:38.951 | -2.449 | 10:49:24.723 | 88 | 1:48.235 | +6.835 | 13:20:27.908 | 53 | 1:45.810 | +3.094 | 12:04:42.856 |
| 21 | 8:06.755 | +6:25.355 | 10:57:31.478 | 89 | 1:48.387 | +6.987 | 13:22:16.295 | 54 | 1:45.002 | +2.286 | 12:06:27.858 |
| 22 | 1:46.128 | +4.728 | 10:59:17.606 | 90 | 1:48.651 | +7.251 | 13:24:04.946 | 55 | 1:45.168 | +2.452 | 12:08:13.026 |
| 23 | 1:44.065 | +2.665 | 11:01:01.671 | 91 | 1:49.690 | +8.290 | 13:25:54.636 | 56 | 1:44.938 | +2.222 | 12:09:57.964 |
| 24 | 1:43.338 | +1.938 | 11:02:45.009 | 92 | 1:47.746 | +6.346 | 13:27:42.382 | 57 | 1:44.778 | +2.062 | 12:11:42.742 |
| 25 | 1:43.734 | +2.334 | 11:04:28.743 | 93 | 1:47.987 | +6.587 | 13:29:30.369 | 58 | 1:44.534 | +1.818 | 12:13:27.276 |
| 26 | 1:43.971 | +2.571 | 11:06:12.714 | 94 | 1:47.002 | +5.602 | 13:31:17.371 | 59 | 1:44.586 | +1.870 | 12:15:11.862 |
| 27 | 1:43.127 | +1.727 | 11:07:55.841 | 95 | 1:47.907 | +6.507 | 13:33:05.278 | 60 | 1:45.237 | +2.521 | 12:16:57.099 |
| 28 | 1:43.302 | +1.902 | 11:09:39.143 | 96 | 1:47.833 | +6.433 | 13:34:53.111 | 61 | 1:44.815 | +2.099 | 12:18:41.914 |
| 29 | 1:43.367 | +1.967 | 11:11:22.510 | 97 | 1:48.218 | +6.818 | 13:36:41.329 | 62 | 1:45.072 | +2.356 | 12:20:26.986 |
| 30 | 1:43.872 | +2.472 | 11:13:06.382 | 98 | 1:49.479 | +8.079 | 13:38:30.808 | 63 | 1:44.795 | +2.079 | 12:22:11.781 |
| 31 | 1:44.107 | +2.707 | 11:14:50.489 | 99 | 1:48.622 | +7.222 | 13:40:19.430 | 64 | 1:45.084 | +2.368 | 12:23:56.865 |
| 32 | 1:43.360 | +1.960 | 11:16:33.849 | | | | | 65 | 1:44.755 | +2.039 | 12:25:41.620 |
| 33 | 1:43.071 | +1.671 | 11:18:16.920 | (30) B.GARCIA/B.RIBEIRO/E.CLEYTON/F.GONCALVES | | | | p66 | 1:38.215 | -4.501 | 12:27:19.835 |
| 34 | 1:43.737 | +2.337 | 11:20:00.657 | 1 | 1:49.711 | +6.995 | 10:17:00.244 | 67 | 7:03.101 | +5:20.385 | 12:34:22.936 |
| 35 | 1:43.542 | +2.142 | 11:21:44.199 | 2 | 1:43.260 | +0.544 | 10:18:43.504 | 68 | 1:44.583 | +1.867 | 12:36:07.519 |
| p36 | 1:43.003 | +1.603 | 11:23:27.202 | 3 | 1:42.716 | | 10:20:26.220 | 69 | 1:44.982 | +2.266 | 12:37:52.501 |
| 37 | 12:04.148 | +10:22.748 | 11:35:31.350 | 4 | 1:43.277 | +0.561 | 10:22:09.497 | 70 | 1:45.114 | +2.398 | 12:39:37.615 |
| 38 | 1:48.885 | +7.485 | 11:37:20.235 | 5 | 1:43.246 | +0.530 | 10:23:52.743 | 71 | 1:45.110 | +2.394 | 12:41:22.725 |
| 39 | 1:48.932 | +7.532 | 11:39:09.167 | 6 | 1:43.797 | +1.081 | 10:25:36.540 | 72 | 1:45.474 | +2.758 | 12:43:08.199 |
| 40 | 1:48.663 | +7.263 | 11:40:57.830 | 7 | 1:43.573 | +0.857 | 10:27:20.113 | 73 | 1:45.909 | +3.193 | 12:44:54.108 |
| 41 | 1:48.401 | +7.001 | 11:42:46.231 | 8 | 1:43.670 | +0.954 | 10:29:03.783 | 74 | 1:44.656 | +1.940 | 12:46:38.764 |
| 42 | 1:48.456 | +7.056 | 11:44:34.687 | 9 | 1:43.782 | +1.066 | 10:30:47.565 | 75 | 1:44.802 | +2.086 | 12:48:23.566 |
| 43 | 1:47.468 | +6.068 | 11:46:22.155 | 10 | 1:44.565 | +1.849 | 10:32:32.130 | 76 | 1:44.279 | +1.563 | 12:50:07.845 |
| 44 | 1:49.443 | +8.043 | 11:48:11.598 | | | | | | | | |
| 45 | 1:48.378 | +6.978 | 11:49:59.976 | | | | | | | | |

R3 HORAS GOIÂNIA 2023

Evento Domingo

Autodromo de Goiania - GO 3,835 km

R3 Horas

05/02/2023 10:00

Race (3:21:00 and 1 Laps) started at 10:15:07

| Volta | Volta Tm | Diff | Hora do dia |
|-------|----------|-----------|--------------|
| 77 | 1:44.400 | +1.684 | 12:51:52.245 |
| 78 | 1:44.489 | +1.773 | 12:53:36.734 |
| 79 | 1:45.553 | +2.837 | 12:55:22.287 |
| 80 | 1:45.151 | +2.435 | 12:57:07.438 |
| 81 | 1:45.306 | +2.590 | 12:58:52.744 |
| 82 | 1:44.873 | +2.157 | 13:00:37.617 |
| p83 | 1:39.233 | -3.483 | 13:02:16.850 |
| 84 | 7:06.476 | +5:23.760 | 13:09:23.326 |
| 85 | 1:45.643 | +2.927 | 13:11:08.969 |
| 86 | 1:45.748 | +3.032 | 13:12:54.717 |
| 87 | 1:44.577 | +1.861 | 13:14:39.294 |
| 88 | 1:44.800 | +2.084 | 13:16:24.094 |
| 89 | 1:45.195 | +2.479 | 13:18:09.289 |
| 90 | 1:44.792 | +2.076 | 13:19:54.081 |
| 91 | 1:44.810 | +2.094 | 13:21:38.891 |
| 92 | 1:44.277 | +1.561 | 13:23:23.168 |
| 93 | 1:44.921 | +2.205 | 13:25:08.089 |
| 94 | 1:45.350 | +2.634 | 13:26:53.439 |
| 95 | 1:45.000 | +2.284 | 13:28:38.439 |
| 96 | 1:44.189 | +1.473 | 13:30:22.628 |
| 97 | 1:44.809 | +2.093 | 13:32:07.437 |
| 98 | 1:45.831 | +3.115 | 13:33:53.268 |
| 99 | 1:44.921 | +2.205 | 13:35:38.189 |
| 100 | 1:44.454 | +1.738 | 13:37:22.643 |
| 101 | 1:44.957 | +2.241 | 13:39:07.600 |

(23) B.BRITO/G.LEWIS/L.RIBEIRO/L.FERRAZ

| Volta | Volta Tm | Diff | Hora do dia |
|-------|-----------------|-----------|--------------|
| 1 | 1:49.186 | +7.087 | 10:17:01.091 |
| 2 | 1:43.710 | +1.611 | 10:18:44.801 |
| 3 | 1:43.127 | +1.028 | 10:20:27.928 |
| 4 | 1:43.387 | +1.288 | 10:22:11.315 |
| 5 | 1:42.099 | | 10:23:53.414 |
| 6 | 1:42.498 | +0.399 | 10:25:35.912 |
| 7 | 1:42.511 | +0.412 | 10:27:18.423 |
| 8 | 1:42.969 | +0.870 | 10:29:01.392 |
| 9 | 1:42.655 | +0.556 | 10:30:44.047 |
| 10 | 1:43.157 | +1.058 | 10:32:27.204 |
| 11 | 1:43.414 | +1.315 | 10:34:10.618 |
| 12 | 1:43.045 | +0.946 | 10:35:53.663 |
| 13 | 1:42.794 | +0.695 | 10:37:36.457 |
| 14 | 1:43.070 | +0.971 | 10:39:19.527 |
| 15 | 1:43.255 | +1.156 | 10:41:02.782 |
| p16 | 1:45.047 | +2.948 | 10:42:47.829 |
| 17 | 7:10.226 | +5:28.127 | 10:49:58.055 |
| 18 | 1:52.116 | +10.017 | 10:51:50.171 |
| 19 | 1:53.274 | +11.175 | 10:53:43.445 |
| 20 | 1:50.985 | +8.886 | 10:55:34.430 |
| 21 | 1:51.026 | +8.927 | 10:57:25.456 |
| 22 | 1:50.753 | +8.654 | 10:59:16.209 |
| 23 | 1:50.878 | +8.779 | 11:01:07.087 |
| 24 | 1:51.066 | +8.967 | 11:02:58.153 |
| 25 | 1:51.087 | +8.988 | 11:04:49.240 |
| 26 | 1:50.248 | +8.149 | 11:06:39.488 |
| 27 | 1:50.890 | +8.791 | 11:08:30.378 |
| 28 | 1:49.923 | +7.824 | 11:10:20.301 |
| 29 | 1:50.648 | +8.549 | 11:12:10.949 |
| 30 | 1:49.841 | +7.742 | 11:14:00.790 |
| 31 | 1:49.792 | +7.693 | 11:15:50.582 |
| p32 | 1:44.163 | +2.064 | 11:17:34.745 |
| 33 | 7:05.125 | +5:23.026 | 11:24:39.870 |
| 34 | 1:46.104 | +4.005 | 11:26:25.974 |
| 35 | 1:49.318 | +7.219 | 11:28:15.292 |
| 36 | 1:47.223 | +5.124 | 11:30:02.515 |
| 37 | 1:45.461 | +3.362 | 11:31:47.976 |
| 38 | 1:45.990 | +3.891 | 11:33:33.966 |
| 39 | 1:45.780 | +3.681 | 11:35:19.746 |

| Volta | Volta Tm | Diff | Hora do dia |
|-------|----------|-----------|--------------|
| 40 | 1:46.327 | +4.228 | 11:37:06.073 |
| 41 | 1:46.709 | +4.610 | 11:38:52.782 |
| 42 | 1:46.865 | +4.766 | 11:40:39.647 |
| 43 | 1:45.412 | +3.313 | 11:42:25.059 |
| 44 | 1:46.611 | +4.512 | 11:44:11.670 |
| 45 | 1:45.866 | +3.767 | 11:45:57.536 |
| 46 | 1:45.804 | +3.705 | 11:47:43.340 |
| 47 | 1:45.780 | +3.681 | 11:49:29.120 |
| p48 | 1:44.822 | +2.723 | 11:51:13.942 |
| 49 | 7:03.364 | +5:21.265 | 11:58:17.306 |
| 50 | 1:43.917 | +1.818 | 12:00:01.223 |
| 51 | 1:43.367 | +1.268 | 12:01:44.590 |
| 52 | 1:43.206 | +1.107 | 12:03:27.796 |
| 53 | 1:42.599 | +0.500 | 12:05:10.395 |
| 54 | 1:42.579 | +0.480 | 12:06:52.974 |
| 55 | 1:42.777 | +0.678 | 12:08:35.751 |
| 56 | 1:42.904 | +0.805 | 12:10:18.655 |
| 57 | 1:44.068 | +1.969 | 12:12:02.723 |
| 58 | 1:43.246 | +1.147 | 12:13:45.969 |
| 59 | 1:44.274 | +2.175 | 12:15:30.243 |
| 60 | 1:43.476 | +1.377 | 12:17:13.719 |
| 61 | 1:42.353 | +0.254 | 12:18:56.072 |
| 62 | 1:43.141 | +1.042 | 12:20:39.213 |
| 63 | 1:43.706 | +1.607 | 12:22:22.919 |
| 64 | 1:43.670 | +1.571 | 12:24:06.589 |
| p65 | 1:40.549 | -1.550 | 12:25:47.138 |
| 66 | 7:05.468 | +5:23.369 | 12:32:52.606 |
| 67 | 1:48.438 | +6.339 | 12:34:41.044 |
| 68 | 1:47.877 | +5.778 | 12:36:28.921 |
| 69 | 1:47.016 | +4.917 | 12:38:15.937 |
| 70 | 1:47.954 | +5.855 | 12:40:03.891 |
| 71 | 1:47.623 | +5.524 | 12:41:51.514 |
| 72 | 1:47.277 | +5.178 | 12:43:38.791 |
| 73 | 1:47.570 | +5.471 | 12:45:26.361 |
| 74 | 1:46.976 | +4.877 | 12:47:13.337 |
| 75 | 1:47.260 | +5.161 | 12:49:00.597 |
| 76 | 1:48.153 | +6.054 | 12:50:48.750 |
| 77 | 1:47.240 | +5.141 | 12:52:35.990 |
| 78 | 1:46.819 | +4.720 | 12:54:22.809 |
| 79 | 1:47.367 | +5.268 | 12:56:10.176 |
| 80 | 1:47.367 | +5.268 | 12:57:57.543 |
| p81 | 1:42.604 | +0.505 | 12:59:40.147 |
| 82 | 7:44.545 | +6:02.446 | 13:07:24.692 |
| 83 | 1:51.067 | +8.968 | 13:09:15.759 |
| 84 | 1:51.035 | +8.936 | 13:11:06.794 |
| 85 | 1:50.420 | +8.321 | 13:12:57.214 |
| 86 | 1:50.223 | +8.124 | 13:14:47.437 |
| 87 | 1:50.279 | +8.180 | 13:16:37.716 |
| 88 | 1:49.617 | +7.518 | 13:18:27.333 |
| 89 | 1:48.998 | +6.899 | 13:20:16.331 |
| 90 | 1:50.181 | +8.082 | 13:22:06.512 |
| 91 | 1:49.599 | +7.500 | 13:23:56.111 |
| 92 | 1:49.591 | +7.492 | 13:25:45.702 |
| 93 | 1:50.775 | +8.676 | 13:27:36.477 |
| 94 | 1:49.534 | +7.435 | 13:29:26.011 |
| 95 | 1:50.153 | +8.054 | 13:31:16.164 |
| 96 | 1:49.577 | +7.478 | 13:33:05.741 |
| 97 | 1:48.994 | +6.895 | 13:34:54.735 |
| 98 | 1:49.400 | +7.301 | 13:36:44.135 |
| 99 | 1:49.856 | +7.757 | 13:38:33.991 |
| 100 | 1:49.316 | +7.217 | 13:40:23.307 |

(101) A. GALVAO/R. FERNANDES/W. GOMES/W.REIS

| Volta | Volta Tm | Diff | Hora do dia |
|-------|----------|--------|--------------|
| 1 | 1:47.340 | +5.407 | 10:16:57.235 |
| 2 | 1:43.076 | +1.143 | 10:18:40.311 |
| 3 | 1:43.024 | +1.091 | 10:20:23.335 |

| Volta | Volta Tm | Diff | Hora do dia |
|-------|-----------------|-----------|--------------|
| 4 | 1:41.933 | | 10:22:05.268 |
| 5 | 1:42.197 | +0.264 | 10:23:47.465 |
| 6 | 1:42.088 | +0.155 | 10:25:29.553 |
| 7 | 1:44.032 | +2.099 | 10:27:13.585 |
| 8 | 1:43.397 | +1.464 | 10:28:56.982 |
| 9 | 1:42.610 | +0.677 | 10:30:39.592 |
| 10 | 1:42.366 | +0.433 | 10:32:21.958 |
| 11 | 1:42.385 | +0.452 | 10:34:04.343 |
| 12 | 1:43.969 | +2.036 | 10:35:48.312 |
| 13 | 1:42.500 | +0.567 | 10:37:30.812 |
| 14 | 1:42.364 | +0.431 | 10:39:13.176 |
| 15 | 1:42.996 | +1.063 | 10:40:56.172 |
| 16 | 1:42.761 | +0.828 | 10:42:38.933 |
| p17 | 1:38.018 | -3.915 | 10:44:16.951 |
| 18 | 7:02.027 | +5:20.094 | 10:51:18.978 |
| 19 | 1:50.481 | +8.548 | 10:53:09.459 |
| 20 | 1:50.843 | +8.910 | 10:55:00.302 |
| 21 | 1:50.343 | +8.410 | 10:56:50.645 |
| 22 | 1:51.159 | +9.226 | 10:58:41.804 |
| 23 | 1:51.136 | +9.203 | 11:00:32.940 |
| 24 | 1:51.005 | +9.072 | 11:02:23.945 |
| 25 | 1:51.214 | +9.281 | 11:04:15.159 |
| 26 | 1:50.680 | +8.747 | 11:06:05.839 |
| 27 | 1:49.953 | +8.020 | 11:07:55.792 |
| 28 | 1:50.215 | +8.282 | 11:09:46.007 |
| 29 | 1:52.279 | +10.346 | 11:11:38.286 |
| 30 | 1:51.238 | +9.305 | 11:13:29.524 |
| p31 | 1:47.528 | +5.595 | 11:15:17.052 |
| 32 | 6:57.344 | +5:15.411 | 11:22:14.396 |
| 33 | 1:47.911 | +5.978 | 11:24:02.307 |
| 34 | 1:47.817 | +5.884 | 11:25:50.124 |
| 35 | 1:45.546 | +3.613 | 11:27:35.670 |
| 36 | 1:46.309 | +4.376 | 11:29:21.979 |
| 37 | 1:46.332 | +4.399 | 11:31:08.311 |
| 38 | 1:46.420 | +4.487 | 11:32:54.731 |
| 39 | 1:46.341 | +4.408 | 11:34:41.072 |
| 40 | 1:47.128 | +5.195 | 11:36:28.200 |
| 41 | 1:46.659 | +4.726 | 11:38:14.859 |
| 42 | 1:46.434 | +4.501 | 11:40:01.293 |
| 43 | 1:46.692 | +4.759 | 11:41:47.985 |
| 44 | 1:46.439 | +4.506 | 11:43:34.424 |
| 45 | 1:46.560 | +4.627 | 11:45:20.984 |
| 46 | 1:46.471 | +4.538 | 11:47:07.455 |
| p47 | 1:41.495 | -0.438 | 11:48:48.950 |
| 48 | 6:54.182 | +5:12.249 | 11:55:43.132 |
| 49 | 1:44.837 | +2.904 | 11:57:27.969 |
| 50 | 1:43.730 | +1.797 | 11:59:11.699 |
| 51 | 1:44.037 | +2.104 | 12:00:55.736 |
| 52 | 1:44.025 | +2.092 | 12:02:39.761 |
| 53 | 1:44.274 | +2.341 | 12:04:24.035 |
| 54 | 1:44.429 | +2.496 | 12:06:08.464 |
| 55 | 1:43.089 | +1.156 | 12:07:51.553 |
| 56 | 1:42.911 | +0.978 | 12:09:34.464 |
| 57 | 1:42.784 | +0.851 | 12:11:17.248 |
| 58 | 1:43.361 | +1.428 | 12:13:00.609 |
| 59 | 1:43.281 | +1.348 | 12:14:43.890 |
| 60 | 1:44.416 | +2.483 | 12:16:28.306 |
| 61 | 1:44.650 | +2.717 | 12:18:12.956 |
| 62 | 1:44.271 | +2.338 | 12:19:57.227 |
| 63 | 1:43.905 | +1.972 | 12:21:41.132 |
| p64 | 1:38.177 | -3.756 | 12:23:19.309 |
| 65 | 6:58.881 | +5:16.948 | 12:30:18.190 |
| 66 | 1:48.868 | +6.935 | 12:32:07.058 |
| 67 | 1:50.359 | +8.426 | 12:33:57.417 |
| 68 | 1:49.557 | +7.624 | 12:35:46.974 |
| 69 | 1:49.295 | +7.362 | 12:37:36.269 |



R3 HORAS GOIÂNIA 2023


Evento Domingo

Autodromo de Goiania - GO 3,835 km


R3 Horas

05/02/2023 10:00

Race (3:21:00 and 1 Laps) started at 10:15:07



| Volta | Volta Tm | Diff | Hora do dia | Volta | Volta Tm | Diff | Hora do dia | Volta | Volta Tm | Diff | Hora do dia |
|---|-----------------|-----------|--------------|---|-----------|------------|--------------|-------|----------|-----------|--------------|
| 70 | 1:49.841 | +7.908 | 12:39:26.110 | 35 | 1:51.361 | +8.489 | 11:27:49.366 | 2 | 1:47.322 | +3.373 | 10:18:56.878 |
| 71 | 1:48.672 | +6.739 | 12:41:14.782 | 36 | 1:50.570 | +7.698 | 11:29:39.936 | 3 | 1:44.677 | +0.728 | 10:20:41.555 |
| 72 | 1:49.364 | +7.431 | 12:43:04.146 | 37 | 1:51.378 | +8.506 | 11:31:31.314 | 4 | 1:46.633 | +2.684 | 10:22:28.188 |
| 73 | 1:50.164 | +8.231 | 12:44:54.310 | 38 | 1:51.842 | +8.970 | 11:33:23.156 | 5 | 1:44.648 | +0.699 | 10:24:12.836 |
| 74 | 1:49.306 | +7.373 | 12:46:43.616 | 39 | 1:51.407 | +8.535 | 11:35:14.563 | 6 | 1:44.857 | +0.908 | 10:25:57.693 |
| 75 | 1:49.337 | +7.404 | 12:48:32.953 | 40 | 1:52.550 | +9.678 | 11:37:07.113 | 7 | 1:46.498 | +2.549 | 10:27:44.191 |
| 76 | 1:49.983 | +8.050 | 12:50:22.936 | 41 | 1:51.436 | +8.564 | 11:38:58.549 | 8 | 1:45.499 | +1.550 | 10:29:29.690 |
| 77 | 1:50.488 | +8.555 | 12:52:13.424 | 42 | 1:52.295 | +9.423 | 11:40:50.844 | 9 | 1:44.962 | +1.013 | 10:31:14.652 |
| 78 | 1:48.320 | +6.387 | 12:54:01.744 | 43 | 1:52.858 | +9.986 | 11:42:43.702 | 10 | 1:45.192 | +1.243 | 10:32:59.844 |
| 79 | 1:50.011 | +8.078 | 12:55:51.755 | 44 | 1:51.437 | +8.565 | 11:44:35.139 | 11 | 1:45.486 | +1.537 | 10:34:45.330 |
| p80 | 1:45.947 | +4.014 | 12:57:37.702 | 45 | 1:50.961 | +8.089 | 11:46:26.100 | 12 | 1:44.996 | +1.047 | 10:36:30.326 |
| 81 | 10:22.828 | +8:40.895 | 13:08:00.530 | 46 | 1:52.281 | +9.409 | 11:48:18.381 | 13 | 1:45.113 | +1.164 | 10:38:15.439 |
| 82 | 1:44.239 | +2.306 | 13:09:44.769 | 47 | 1:52.265 | +9.393 | 11:50:10.646 | 14 | 1:45.501 | +1.552 | 10:40:00.940 |
| 83 | 1:44.885 | +2.952 | 13:11:29.654 | 48 | 1:50.760 | +7.888 | 11:52:01.406 | p15 | 1:41.433 | -2.516 | 10:41:42.373 |
| 84 | 1:42.987 | +1.054 | 13:13:12.641 | p49 | 1:46.097 | +3.225 | 11:53:47.503 | 16 | 7:03.271 | +5:19.322 | 10:48:45.644 |
| 85 | 1:43.051 | +1.118 | 13:14:55.692 | 50 | 7:05.804 | +5:22.932 | 12:00:53.307 | 17 | 1:48.184 | +4.235 | 10:50:33.828 |
| 86 | 1:44.297 | +2.364 | 13:16:39.989 | 51 | 1:51.772 | +8.900 | 12:02:45.079 | 18 | 1:47.389 | +3.440 | 10:52:21.217 |
| 87 | 1:43.664 | +1.731 | 13:18:23.653 | 52 | 1:49.332 | +6.460 | 12:04:34.411 | 19 | 1:46.105 | +2.156 | 10:54:07.322 |
| 88 | 1:44.052 | +2.119 | 13:20:07.705 | 53 | 1:49.598 | +6.726 | 12:06:24.009 | 20 | 1:46.857 | +2.908 | 10:55:54.179 |
| 89 | 1:43.736 | +1.803 | 13:21:51.441 | 54 | 1:48.729 | +5.857 | 12:08:12.738 | 21 | 1:46.394 | +2.445 | 10:57:40.573 |
| 90 | 1:43.747 | +1.814 | 13:23:35.188 | 55 | 1:48.860 | +5.988 | 12:10:01.598 | 22 | 1:46.396 | +2.447 | 10:59:26.969 |
| 91 | 1:43.776 | +1.843 | 13:25:18.964 | 56 | 1:48.666 | +5.794 | 12:11:50.264 | 23 | 1:45.850 | +1.901 | 11:01:12.819 |
| 92 | 1:43.303 | +1.370 | 13:27:02.267 | 57 | 1:49.053 | +6.181 | 12:13:39.317 | 24 | 1:46.084 | +2.135 | 11:02:58.903 |
| 93 | 1:45.243 | +3.310 | 13:28:47.510 | 58 | 1:53.475 | +10.603 | 12:15:32.792 | 25 | 1:46.820 | +2.871 | 11:04:45.723 |
| 94 | 1:44.278 | +2.345 | 13:30:31.788 | 59 | 1:48.345 | +5.473 | 12:17:21.137 | 26 | 1:49.736 | +5.787 | 11:06:35.459 |
| 95 | 1:44.087 | +2.154 | 13:32:15.875 | 60 | 1:49.108 | +6.236 | 12:19:10.245 | 27 | 1:47.549 | +3.600 | 11:08:23.008 |
| 96 | 1:45.035 | +3.102 | 13:34:00.910 | 61 | 1:48.891 | +6.019 | 12:20:59.136 | 28 | 1:45.597 | +1.648 | 11:10:08.605 |
| 97 | 1:44.589 | +2.656 | 13:35:45.499 | 62 | 1:48.526 | +5.654 | 12:22:47.662 | 29 | 1:45.465 | +1.516 | 11:11:54.070 |
| 98 | 1:44.452 | +2.519 | 13:37:29.951 | 63 | 1:49.489 | +6.617 | 12:24:37.151 | p30 | 1:40.824 | -3.125 | 11:13:34.894 |
| 99 | 1:44.633 | +2.700 | 13:39:14.584 | 64 | 1:49.518 | +6.646 | 12:26:26.669 | 31 | 7:17.938 | +5:33.989 | 11:20:52.832 |
| (14) E.XIMENES/F.TEIXEIRA/J.GONZALES/J.TEIXEIRA | | | | 65 | 1:49.906 | +7.034 | 12:28:16.575 | 32 | 1:52.384 | +8.435 | 11:22:45.216 |
| 1 | 1:49.776 | +6.904 | 10:17:01.774 | p66 | 1:49.215 | +6.343 | 12:30:05.790 | 33 | 1:49.978 | +6.029 | 11:24:35.194 |
| 2 | 1:43.775 | +0.903 | 10:18:45.549 | 67 | 12:03.548 | +10:20.676 | 12:42:09.338 | 34 | 1:50.833 | +6.884 | 11:26:26.027 |
| 3 | 1:43.201 | +0.329 | 10:20:28.750 | 68 | 1:45.320 | +2.448 | 12:43:54.658 | 35 | 1:49.294 | +5.345 | 11:28:15.321 |
| 4 | 1:43.297 | +0.425 | 10:22:12.047 | 69 | 1:44.820 | +1.948 | 12:45:39.478 | 36 | 1:49.189 | +5.240 | 11:30:04.510 |
| 5 | 1:42.872 | | 10:23:54.919 | 70 | 1:44.412 | +1.540 | 12:47:23.890 | 37 | 1:49.365 | +5.416 | 11:31:53.875 |
| 6 | 1:44.805 | +1.933 | 10:25:39.724 | 71 | 1:44.360 | +1.488 | 12:49:08.250 | 38 | 1:49.069 | +5.120 | 11:33:42.944 |
| 7 | 1:43.334 | +0.462 | 10:27:23.058 | 72 | 1:44.472 | +1.600 | 12:50:52.722 | 39 | 1:49.034 | +5.085 | 11:35:31.978 |
| 8 | 1:43.688 | +0.816 | 10:29:06.746 | 73 | 1:44.025 | +1.153 | 12:52:36.747 | 40 | 1:49.893 | +5.944 | 11:37:21.871 |
| 9 | 1:43.712 | +0.840 | 10:30:50.458 | 74 | 1:44.565 | +1.693 | 12:54:21.312 | 41 | 1:49.169 | +5.220 | 11:39:11.040 |
| 10 | 1:44.312 | +1.440 | 10:32:34.770 | 75 | 1:45.372 | +2.500 | 12:56:06.684 | 42 | 1:48.826 | +4.877 | 11:40:59.866 |
| 11 | 1:44.876 | +2.004 | 10:34:19.646 | 76 | 1:45.394 | +2.522 | 12:57:52.078 | 43 | 1:49.316 | +5.367 | 11:42:49.182 |
| 12 | 1:44.596 | +1.724 | 10:36:04.242 | 77 | 1:44.839 | +1.967 | 12:59:36.917 | 44 | 1:49.903 | +5.954 | 11:44:39.085 |
| 13 | 1:43.794 | +0.922 | 10:37:48.036 | 78 | 1:45.011 | +2.139 | 13:01:21.928 | p45 | 1:50.353 | +6.404 | 11:46:29.438 |
| 14 | 1:44.006 | +1.134 | 10:39:32.042 | 79 | 1:45.051 | +2.179 | 13:03:06.979 | 46 | 7:08.254 | +5:24.305 | 11:53:37.692 |
| 15 | 1:43.608 | +0.736 | 10:41:15.650 | 80 | 1:45.327 | +2.455 | 13:04:52.306 | 47 | 1:51.124 | +7.175 | 11:55:28.816 |
| p16 | 1:38.025 | -4.847 | 10:42:53.675 | 81 | 1:44.836 | +1.964 | 13:06:37.142 | 48 | 1:51.654 | +7.705 | 11:57:20.470 |
| 17 | 7:41.374 | +5:58.502 | 10:50:35.049 | 82 | 1:44.843 | +1.971 | 13:08:21.985 | 49 | 1:50.175 | +6.226 | 11:59:10.645 |
| 18 | 1:44.657 | +1.785 | 10:52:19.706 | p83 | 1:38.957 | -3.915 | 13:10:00.942 | 50 | 1:51.097 | +7.148 | 12:01:01.742 |
| 19 | 1:44.061 | +1.189 | 10:54:03.767 | 84 | 6:56.195 | +5:13.323 | 13:16:57.137 | 51 | 1:51.024 | +7.075 | 12:02:52.766 |
| 20 | 1:43.948 | +1.076 | 10:55:47.715 | 85 | 1:43.788 | +0.916 | 13:18:40.925 | 52 | 1:51.837 | +7.888 | 12:04:44.603 |
| 21 | 1:44.276 | +1.404 | 10:57:31.991 | 86 | 1:44.269 | +1.397 | 13:20:25.194 | 53 | 1:50.584 | +6.635 | 12:06:35.187 |
| 22 | 1:45.268 | +2.396 | 10:59:17.259 | 87 | 1:43.778 | +0.906 | 13:22:08.972 | 54 | 1:51.317 | +7.368 | 12:08:26.504 |
| 23 | 1:44.346 | +1.474 | 11:01:01.605 | 88 | 1:44.819 | +1.947 | 13:23:53.791 | 55 | 1:51.204 | +7.255 | 12:10:17.708 |
| 24 | 1:43.340 | +0.468 | 11:02:44.945 | 89 | 1:44.863 | +1.991 | 13:25:38.654 | 56 | 1:51.632 | +7.683 | 12:12:09.340 |
| 25 | 1:44.301 | +1.429 | 11:04:29.246 | 90 | 1:44.315 | +1.443 | 13:27:22.969 | 57 | 1:50.618 | +6.669 | 12:13:59.958 |
| 26 | 1:43.577 | +0.705 | 11:06:12.823 | 91 | 1:43.540 | +0.668 | 13:29:06.509 | 58 | 1:52.633 | +8.684 | 12:15:52.591 |
| 27 | 1:43.909 | +1.037 | 11:07:56.732 | 92 | 1:44.144 | +1.272 | 13:30:50.653 | p59 | 1:46.927 | +2.978 | 12:17:39.518 |
| 28 | 1:44.230 | +1.358 | 11:09:40.962 | 93 | 1:45.791 | +2.919 | 13:32:36.444 | 60 | 6:56.752 | +5:12.803 | 12:24:36.270 |
| 29 | 1:44.414 | +1.542 | 11:11:25.376 | 94 | 1:44.913 | +2.041 | 13:34:21.357 | 61 | 1:49.531 | +5.582 | 12:26:25.801 |
| 30 | 1:45.786 | +2.914 | 11:13:11.162 | 95 | 1:44.664 | +1.792 | 13:36:06.021 | 62 | 1:45.335 | +1.386 | 12:28:11.136 |
| 31 | 1:44.697 | +1.825 | 11:14:55.859 | 96 | 1:45.457 | +2.585 | 13:37:51.478 | 63 | 1:47.019 | +3.070 | 12:29:58.155 |
| 32 | 1:45.075 | +2.203 | 11:16:40.934 | 97 | 1:44.548 | +1.676 | 13:39:36.026 | 64 | 1:47.517 | +3.568 | 12:31:45.672 |
| p33 | 1:38.932 | -3.940 | 11:18:19.866 | (8) C.SILVA/C. ROCHA/T.CORREIA/T.OLIVEIRA | | | | 65 | 1:45.979 | +2.030 | 12:33:31.651 |
| 34 | 7:38.139 | +5:55.267 | 11:25:58.005 | 1 | 1:51.688 | +7.739 | 10:17:09.556 | 66 | 1:45.402 | +1.453 | 12:35:17.053 |
| | | | | | | | | 67 | 1:46.079 | +2.130 | 12:37:03.132 |



R3 HORAS GOIÂNIA 2023

Evento Domingo

Autodromo de Goiania - GO 3,835 km

R3 Horas

05/02/2023 10:00

Race (3:21:00 and 1 Laps) started at 10:15:07

| Volta | Volta Tm | Diff | Hora do dia | Volta | Volta Tm | Diff | Hora do dia | Volta | Volta Tm | Diff | Hora do dia |
|--|-----------------|-----------|--------------|-------|-----------------|-----------|--------------|---|-----------------|-----------|--------------|
| 68 | 1:44.705 | +0.756 | 12:38:47.837 | 35 | 1:48.693 | +5.684 | 11:27:40.229 | (83) B. PINTO/F. ZAMPERETTI/M. KAWAKAMI | | | |
| 69 | 1:45.317 | +1.368 | 12:40:33.154 | 36 | 1:49.662 | +6.653 | 11:29:29.891 | 1 | 1:47.116 | +6.211 | 10:16:56.784 |
| 70 | 1:45.039 | +1.090 | 12:42:18.193 | 37 | 1:49.898 | +6.889 | 11:31:19.789 | 2 | 1:43.009 | +2.104 | 10:18:39.793 |
| 71 | 1:44.692 | +0.743 | 12:44:02.885 | 38 | 1:49.839 | +6.830 | 11:33:09.628 | 3 | 1:42.542 | +1.637 | 10:20:22.335 |
| 72 | 1:45.405 | +1.456 | 12:45:48.290 | 39 | 1:50.037 | +7.028 | 11:34:59.665 | 4 | 1:42.154 | +1.249 | 10:22:04.489 |
| 73 | 1:44.698 | +0.749 | 12:47:32.988 | 40 | 1:48.574 | +5.565 | 11:36:48.239 | 5 | 1:42.062 | +1.157 | 10:23:46.551 |
| 74 | 1:45.763 | +1.814 | 12:49:18.751 | 41 | 1:48.770 | +5.761 | 11:38:37.009 | 6 | 1:42.280 | +1.375 | 10:25:28.831 |
| 75 | 1:45.045 | +1.096 | 12:51:03.796 | 42 | 1:49.818 | +6.809 | 11:40:26.827 | 7 | 1:44.411 | +3.506 | 10:27:13.242 |
| p76 | 1:40.474 | -3.475 | 12:52:44.270 | 43 | 1:50.092 | +7.083 | 11:42:16.919 | 8 | 1:42.654 | +1.749 | 10:28:55.896 |
| 77 | 6:59.317 | +5:15.368 | 12:59:43.587 | 44 | 1:49.691 | +6.682 | 11:44:06.610 | 9 | 1:42.666 | +1.761 | 10:30:38.562 |
| 78 | 1:48.097 | +4.148 | 13:01:31.684 | 45 | 1:49.956 | +6.947 | 11:45:56.566 | 10 | 1:42.746 | +1.841 | 10:32:21.308 |
| 79 | 1:47.580 | +3.631 | 13:03:19.264 | 46 | 1:49.360 | +6.351 | 11:47:45.926 | 11 | 1:43.197 | +2.292 | 10:34:04.505 |
| 80 | 1:46.872 | +2.923 | 13:05:06.136 | 47 | 1:53.079 | +10.070 | 11:49:39.005 | 12 | 1:43.237 | +2.332 | 10:35:47.742 |
| 81 | 1:47.308 | +3.359 | 13:06:53.444 | p48 | 1:48.245 | +5.236 | 11:51:27.250 | 13 | 1:42.520 | +1.615 | 10:37:30.262 |
| 82 | 1:47.426 | +3.477 | 13:08:40.870 | 49 | 6:56.792 | +5:13.783 | 11:58:24.042 | 14 | 1:42.266 | +1.361 | 10:39:12.528 |
| 83 | 1:46.924 | +2.975 | 13:10:27.794 | 50 | 1:45.815 | +2.806 | 12:00:09.857 | 15 | 1:41.799 | +0.894 | 10:40:54.327 |
| 84 | 1:47.291 | +3.342 | 13:12:15.085 | 51 | 1:45.464 | +2.455 | 12:01:55.321 | 16 | 1:42.205 | +1.300 | 10:42:36.532 |
| 85 | 1:46.714 | +2.765 | 13:14:01.799 | 52 | 1:44.571 | +1.562 | 12:03:39.892 | p17 | 1:36.363 | -4.542 | 10:44:12.895 |
| p86 | 1:41.641 | -2.308 | 13:15:43.440 | 53 | 1:45.177 | +2.168 | 12:05:25.069 | 18 | 7:05.158 | +5:24.253 | 10:51:18.053 |
| 87 | 6:54.295 | +5:10.346 | 13:22:37.735 | 54 | 1:45.550 | +2.541 | 12:07:10.619 | 19 | 1:47.336 | +6.431 | 10:53:05.389 |
| 88 | 1:46.334 | +2.385 | 13:24:24.069 | 55 | 1:46.636 | +3.627 | 12:08:57.255 | 20 | 1:47.354 | +6.449 | 10:54:52.743 |
| 89 | 1:44.646 | +0.697 | 13:26:08.715 | 56 | 1:46.609 | +3.600 | 12:10:43.864 | 21 | 1:47.143 | +6.238 | 10:56:39.886 |
| 90 | 1:44.755 | +0.806 | 13:27:53.470 | 57 | 1:46.740 | +3.731 | 12:12:30.604 | 22 | 1:47.219 | +6.314 | 10:58:27.105 |
| 91 | 1:44.222 | +0.273 | 13:29:37.692 | 58 | 1:46.834 | +3.825 | 12:14:17.438 | 23 | 1:46.574 | +5.669 | 11:00:13.679 |
| 92 | 1:44.361 | +0.412 | 13:31:22.053 | 59 | 1:47.844 | +4.835 | 12:16:05.282 | 24 | 1:47.010 | +6.105 | 11:02:00.689 |
| 93 | 1:43.949 | | 13:33:06.002 | 60 | 1:47.992 | +4.983 | 12:17:53.274 | 25 | 1:47.909 | +7.004 | 11:03:48.598 |
| 94 | 1:45.868 | +1.919 | 13:34:51.870 | 61 | 1:46.099 | +3.090 | 12:19:39.373 | 26 | 1:46.690 | +5.785 | 11:05:35.288 |
| 95 | 1:45.103 | +1.154 | 13:36:36.973 | 62 | 1:46.660 | +3.651 | 12:21:26.033 | 27 | 1:47.973 | +7.068 | 11:07:23.261 |
| 96 | 1:44.717 | +0.768 | 13:38:21.690 | 63 | 1:46.938 | +3.929 | 12:23:12.971 | 28 | 1:47.727 | +6.822 | 11:09:10.988 |
| 97 | 1:45.493 | +1.544 | 13:40:07.183 | p64 | 1:42.699 | -0.310 | 12:24:55.670 | 29 | 1:47.694 | +6.789 | 11:10:58.682 |
| (21) B.CESAR/D.LEITES/H.PEREIRA/M.H.LEITES | | | | 65 | 6:53.619 | +5:10.610 | 12:31:49.289 | 30 | 1:47.602 | +6.697 | 11:12:46.284 |
| 1 | 1:48.641 | +5.632 | 10:16:58.986 | 66 | 1:43.635 | +0.626 | 12:33:32.924 | 31 | 1:47.269 | +6.364 | 11:14:33.553 |
| 2 | 1:45.779 | +2.770 | 10:18:44.765 | 67 | 1:43.752 | +0.743 | 12:35:16.676 | 32 | 1:46.271 | +5.366 | 11:16:19.824 |
| 3 | 1:44.086 | +1.077 | 10:20:28.851 | 68 | 1:43.982 | +0.973 | 12:37:00.658 | p33 | 1:41.267 | +0.362 | 11:18:01.091 |
| 4 | 1:43.661 | +0.652 | 10:22:12.512 | 69 | 1:43.468 | +0.459 | 12:38:44.126 | 34 | 8:10.715 | +6:29.810 | 11:26:11.806 |
| 5 | 1:45.057 | +2.048 | 10:23:57.569 | 70 | 1:44.240 | +1.231 | 12:40:28.366 | 35 | 1:49.505 | +8.600 | 11:28:01.311 |
| 6 | 1:44.638 | +1.629 | 10:25:42.207 | 71 | 1:44.072 | +1.063 | 12:42:12.438 | 36 | 1:48.787 | +7.882 | 11:29:50.098 |
| 7 | 1:44.911 | +1.902 | 10:27:27.118 | 72 | 1:43.440 | +0.431 | 12:43:55.878 | 37 | 1:48.499 | +7.594 | 11:31:38.597 |
| 8 | 1:44.539 | +1.530 | 10:29:11.657 | 73 | 1:43.664 | +0.655 | 12:45:39.542 | 38 | 1:48.529 | +7.624 | 11:33:27.126 |
| 9 | 1:43.602 | +0.593 | 10:30:55.259 | 74 | 1:43.009 | | 12:47:22.551 | 39 | 1:48.054 | +7.149 | 11:35:15.180 |
| 10 | 1:44.717 | +1.708 | 10:32:39.976 | 75 | 1:44.126 | +1.117 | 12:49:06.677 | 40 | 1:49.277 | +8.372 | 11:37:04.457 |
| 11 | 1:44.696 | +1.687 | 10:34:24.672 | 76 | 1:44.424 | +1.415 | 12:50:51.101 | 41 | 1:49.111 | +8.206 | 11:38:53.568 |
| 12 | 1:44.309 | +1.300 | 10:36:08.981 | 77 | 1:43.657 | +0.648 | 12:52:34.758 | 42 | 1:48.001 | +7.096 | 11:40:41.569 |
| 13 | 1:43.899 | +0.890 | 10:37:52.880 | 78 | 1:43.918 | +0.909 | 12:54:18.676 | 43 | 1:47.777 | +6.872 | 11:42:29.346 |
| 14 | 1:43.506 | +0.497 | 10:39:36.386 | 79 | 1:43.954 | +0.945 | 12:56:02.630 | 44 | 1:48.095 | +7.190 | 11:44:17.441 |
| 15 | 1:43.417 | +0.408 | 10:41:19.803 | 80 | 1:44.055 | +1.046 | 12:57:46.685 | 45 | 1:48.158 | +7.253 | 11:46:05.599 |
| p16 | 1:39.075 | -3.934 | 10:42:58.878 | p81 | 1:38.617 | -4.392 | 12:59:25.302 | 46 | 1:49.396 | +8.491 | 11:47:54.995 |
| 17 | 7:02.471 | +5:19.462 | 10:50:01.349 | 82 | 10:07.556 | +8:24.547 | 13:09:32.858 | 47 | 1:47.514 | +6.609 | 11:49:42.509 |
| 18 | 1:48.469 | +5.460 | 10:51:49.818 | 83 | 1:47.333 | +4.324 | 13:11:20.191 | p48 | 1:45.735 | +4.830 | 11:51:28.244 |
| 19 | 1:47.837 | +4.828 | 10:53:37.655 | 84 | 1:46.738 | +3.729 | 13:13:06.929 | 49 | 8:48.208 | +7:07.303 | 12:00:16.452 |
| 20 | 1:48.345 | +5.336 | 10:55:26.000 | 85 | 1:46.834 | +3.825 | 13:14:53.763 | 50 | 1:40.905 | | 12:01:57.357 |
| 21 | 1:49.487 | +6.478 | 10:57:15.487 | 86 | 1:46.593 | +3.584 | 13:16:40.356 | 51 | 1:41.581 | +0.676 | 12:03:38.938 |
| 22 | 1:48.363 | +5.354 | 10:59:03.850 | 87 | 1:46.104 | +3.095 | 13:18:26.460 | 52 | 1:42.324 | +1.419 | 12:05:21.262 |
| 23 | 1:48.288 | +5.279 | 11:00:52.138 | 88 | 1:45.215 | +2.206 | 13:20:11.675 | 53 | 1:41.531 | +0.626 | 12:07:02.793 |
| 24 | 1:48.161 | +5.152 | 11:02:40.299 | 89 | 1:46.381 | +3.372 | 13:21:58.056 | 54 | 1:41.507 | +0.602 | 12:08:44.300 |
| 25 | 1:49.133 | +6.124 | 11:04:29.432 | 90 | 1:47.123 | +4.114 | 13:23:45.179 | 55 | 1:41.605 | +0.700 | 12:10:25.905 |
| 26 | 1:47.396 | +4.387 | 11:06:16.828 | 91 | 1:46.701 | +3.692 | 13:25:31.880 | 56 | 1:41.473 | +0.568 | 12:12:07.378 |
| 27 | 1:48.702 | +5.693 | 11:08:05.530 | 92 | 1:46.860 | +3.851 | 13:27:18.740 | 57 | 1:41.821 | +0.916 | 12:13:49.199 |
| 28 | 1:47.099 | +4.090 | 11:09:52.629 | 93 | 1:47.121 | +4.112 | 13:29:05.861 | 58 | 1:41.790 | +0.885 | 12:15:30.989 |
| 29 | 1:48.494 | +5.485 | 11:11:41.123 | 94 | 1:46.439 | +3.430 | 13:30:52.300 | 59 | 1:41.491 | +0.586 | 12:17:12.480 |
| 30 | 1:46.416 | +3.407 | 11:13:27.539 | 95 | 1:47.191 | +4.182 | 13:32:39.491 | 60 | 1:41.479 | +0.574 | 12:18:53.959 |
| 31 | 1:46.829 | +3.820 | 11:15:14.368 | 96 | 1:47.395 | +4.386 | 13:34:26.886 | 61 | 1:41.597 | +0.692 | 12:20:35.556 |
| p32 | 1:40.546 | -2.463 | 11:16:54.914 | 97 | 1:46.648 | +3.639 | 13:36:13.534 | 62 | 1:42.087 | +1.182 | 12:22:17.643 |
| 33 | 7:08.390 | +5:25.381 | 11:24:03.304 | 98 | 1:46.344 | +3.335 | 13:37:59.878 | 63 | 1:41.729 | +0.824 | 12:23:59.372 |
| 34 | 1:48.232 | +5.223 | 11:25:51.536 | 99 | 1:46.551 | +3.542 | 13:39:46.429 | 64 | 1:42.264 | +1.359 | 12:25:41.636 |
| | | | | | | | | p65 | 1:53.508 | +12.603 | 12:27:35.144 |

R3 HORAS GOIÂNIA 2023

Evento Domingo

Autodromo de Goiania - GO 3,835 km

R3 Horas

05/02/2023 10:00

Race (3:21:00 and 1 Laps) started at 10:15:07

| Volta | Volta Tm | Diff | Hora do dia | Volta | Volta Tm | Diff | Hora do dia | Volta | Volta Tm | Diff | Hora do dia |
|--|-----------------|-----------|--------------|-------|-----------|------------|--------------|--|-----------|------------|--------------|
| 66 | 7:30.909 | +5:50.004 | 12:35:06.053 | 31 | 1:51.973 | +10.722 | 11:15:48.818 | 97 | 1:47.956 | +6.705 | 13:38:13.004 |
| 67 | 1:52.595 | +11.690 | 12:36:58.648 | 32 | 1:51.633 | +10.382 | 11:17:40.451 | 98 | 1:43.315 | +2.064 | 13:39:56.319 |
| 68 | 1:46.009 | +5.104 | 12:38:44.657 | p33 | 1:46.217 | +4.966 | 11:19:26.668 | (26) K.FONTAINHA/M.SKAF/O.J.FILHO | | | |
| 69 | 1:45.633 | +4.728 | 12:40:30.290 | 34 | 7:08.840 | +5:27.589 | 11:26:35.508 | 1 | 1:54.041 | +12.085 | 10:17:03.687 |
| 70 | 1:45.164 | +4.259 | 12:42:15.454 | 35 | 1:50.578 | +9.327 | 11:28:26.086 | 2 | 1:46.203 | +4.247 | 10:18:49.890 |
| 71 | 1:45.341 | +4.436 | 12:44:00.795 | 36 | 1:50.250 | +8.999 | 11:30:16.336 | 3 | 1:44.938 | +2.982 | 10:20:34.828 |
| 72 | 1:45.630 | +4.725 | 12:45:46.425 | 37 | 1:51.200 | +9.949 | 11:32:07.536 | 4 | 1:45.609 | +3.653 | 10:22:20.437 |
| 73 | 1:45.722 | +4.817 | 12:47:32.147 | 38 | 1:50.241 | +8.990 | 11:33:57.777 | 5 | 1:45.897 | +3.941 | 10:24:06.334 |
| 74 | 1:45.017 | +4.112 | 12:49:17.164 | 39 | 1:50.469 | +9.218 | 11:35:48.246 | 6 | 1:45.499 | +3.543 | 10:25:51.833 |
| 75 | 1:45.568 | +4.663 | 12:51:02.732 | 40 | 1:50.025 | +8.774 | 11:37:38.271 | 7 | 1:46.281 | +4.325 | 10:27:38.114 |
| 76 | 1:45.308 | +4.403 | 12:52:48.040 | 41 | 1:50.673 | +9.422 | 11:39:28.944 | 8 | 1:46.528 | +4.572 | 10:29:24.642 |
| 77 | 1:45.736 | +4.831 | 12:54:33.776 | 42 | 1:49.146 | +7.895 | 11:41:18.090 | 9 | 1:46.931 | +4.975 | 10:31:11.573 |
| 78 | 1:45.728 | +4.823 | 12:56:19.504 | 43 | 1:49.492 | +8.241 | 11:43:07.582 | 10 | 1:47.098 | +5.142 | 10:32:58.671 |
| 79 | 1:45.717 | +4.812 | 12:58:05.221 | 44 | 1:49.435 | +8.184 | 11:44:57.017 | 11 | 1:47.007 | +5.051 | 10:34:45.678 |
| 80 | 1:45.273 | +4.368 | 12:59:50.494 | 45 | 1:50.527 | +9.276 | 11:46:47.544 | 12 | 1:44.877 | +2.921 | 10:36:30.555 |
| p81 | 1:40.834 | -0.071 | 13:01:31.328 | 46 | 1:50.873 | +9.622 | 11:48:38.417 | 13 | 1:44.934 | +2.978 | 10:38:15.489 |
| 82 | 7:54.388 | +6:13.483 | 13:09:25.716 | 47 | 1:50.605 | +9.354 | 11:50:29.022 | 14 | 1:45.520 | +3.564 | 10:40:01.009 |
| 83 | 1:49.598 | +8.693 | 13:11:15.314 | 48 | 1:50.781 | +9.530 | 11:52:19.803 | 15 | 1:45.628 | +3.672 | 10:41:46.637 |
| 84 | 1:48.503 | +7.598 | 13:13:03.817 | 49 | 1:51.550 | +10.299 | 11:54:11.353 | 16 | 1:47.295 | +5.339 | 10:43:33.932 |
| 85 | 1:48.540 | +7.635 | 13:14:52.357 | p50 | 1:47.670 | +6.419 | 11:55:59.023 | 17 | 1:44.568 | +2.612 | 10:45:18.500 |
| 86 | 1:49.379 | +8.474 | 13:16:41.736 | 51 | 11:51.019 | +10:09.768 | 12:07:50.042 | p17 | 1:44.568 | +2.612 | 10:45:18.500 |
| 87 | 1:48.219 | +7.314 | 13:18:29.955 | 52 | 1:42.644 | +1.393 | 12:09:32.686 | 18 | 7:10.457 | +5:28.501 | 10:52:28.957 |
| 88 | 1:48.067 | +7.162 | 13:20:18.022 | 53 | 1:42.162 | +0.911 | 12:11:14.848 | 19 | 1:44.909 | +2.953 | 10:54:13.866 |
| 89 | 1:48.527 | +7.622 | 13:22:06.549 | 54 | 1:42.038 | +0.787 | 12:12:56.886 | 20 | 1:44.485 | +2.529 | 10:55:58.351 |
| 90 | 1:47.701 | +6.796 | 13:23:54.250 | 55 | 1:42.573 | +1.322 | 12:14:39.459 | 21 | 1:45.155 | +3.199 | 10:57:43.506 |
| 91 | 1:48.305 | +7.400 | 13:25:42.555 | 56 | 1:43.065 | +1.814 | 12:16:22.524 | 22 | 1:45.330 | +3.374 | 10:59:28.836 |
| 92 | 1:48.133 | +7.228 | 13:27:30.688 | 57 | 1:42.696 | +1.445 | 12:18:05.220 | 23 | 1:42.332 | +0.376 | 11:01:11.168 |
| 93 | 1:48.950 | +8.045 | 13:29:19.638 | 58 | 1:42.518 | +1.267 | 12:19:47.738 | 24 | 1:43.205 | +1.249 | 11:02:54.373 |
| 94 | 1:48.822 | +7.917 | 13:31:08.460 | 59 | 1:42.566 | +1.315 | 12:21:30.304 | 25 | 1:43.593 | +1.637 | 11:04:37.966 |
| 95 | 1:48.610 | +7.705 | 13:32:57.070 | 60 | 1:41.866 | +0.615 | 12:23:12.170 | 26 | 1:43.271 | +1.315 | 11:06:21.237 |
| 96 | 1:48.501 | +7.596 | 13:34:45.571 | 61 | 1:42.066 | +0.815 | 12:24:54.236 | 27 | 1:43.687 | +1.731 | 11:08:04.924 |
| 97 | 1:48.049 | +7.144 | 13:36:33.620 | 62 | 1:42.116 | +0.865 | 12:26:36.352 | 28 | 1:43.470 | +1.514 | 11:09:48.394 |
| 98 | 1:48.236 | +7.331 | 13:38:21.856 | 63 | 1:42.236 | +0.985 | 12:28:18.588 | 29 | 1:42.555 | +0.599 | 11:11:30.949 |
| 99 | 1:47.551 | +6.646 | 13:40:09.407 | 64 | 1:42.044 | +0.793 | 12:30:00.632 | 30 | 1:42.431 | +0.475 | 11:13:13.380 |
| (39) E. VALENTIM/M.KAWASAKI/P.NUNES | | | | 65 | 1:42.228 | +0.977 | 12:31:42.860 | p31 | 1:36.295 | -5.661 | 11:14:49.675 |
| 1 | 1:47.483 | +6.232 | 10:16:59.085 | 66 | 1:42.260 | +1.009 | 12:33:25.120 | 32 | 12:36.825 | +10:54.869 | 11:27:26.500 |
| 2 | 1:42.442 | +1.191 | 10:18:41.527 | p67 | 1:38.087 | -3.164 | 12:35:03.207 | 33 | 1:47.748 | +5.792 | 11:29:14.248 |
| 3 | 1:41.378 | +0.127 | 10:20:22.905 | 68 | 6:59.261 | +5:18.010 | 12:42:02.468 | 34 | 1:46.196 | +4.240 | 11:31:00.444 |
| 4 | 1:41.251 | | 10:22:04.156 | 69 | 1:50.447 | +9.196 | 12:43:52.915 | 35 | 1:45.840 | +3.884 | 11:32:46.284 |
| 5 | 1:42.709 | +1.458 | 10:23:46.865 | 70 | 1:51.063 | +9.812 | 12:45:43.978 | 36 | 1:45.744 | +3.788 | 11:34:32.028 |
| 6 | 1:41.782 | +0.531 | 10:25:28.647 | 71 | 1:50.005 | +8.754 | 12:47:33.983 | 37 | 1:46.609 | +4.653 | 11:36:18.637 |
| 7 | 1:44.467 | +3.216 | 10:27:13.114 | 72 | 1:49.847 | +8.596 | 12:49:23.830 | 38 | 1:46.139 | +4.183 | 11:38:04.776 |
| 8 | 1:43.197 | +1.946 | 10:28:56.311 | 73 | 1:50.124 | +8.873 | 12:51:13.954 | 39 | 1:46.501 | +4.545 | 11:39:51.277 |
| 9 | 1:42.867 | +1.616 | 10:30:39.178 | 74 | 1:49.991 | +8.740 | 12:53:03.945 | 40 | 1:46.400 | +4.084 | 11:41:37.317 |
| 10 | 1:42.481 | +1.230 | 10:32:21.659 | 75 | 1:50.188 | +8.937 | 12:54:54.133 | 41 | 1:46.806 | +4.850 | 11:43:24.123 |
| 11 | 1:43.102 | +1.851 | 10:34:04.761 | 76 | 1:51.847 | +10.596 | 12:56:45.980 | 42 | 1:46.533 | +4.577 | 11:45:10.656 |
| 12 | 1:43.147 | +1.896 | 10:35:47.908 | 77 | 1:51.688 | +10.437 | 12:58:37.668 | 43 | 1:46.384 | +4.428 | 11:46:57.040 |
| 13 | 1:42.284 | +1.033 | 10:37:30.192 | 78 | 1:51.155 | +9.904 | 13:00:28.823 | 44 | 1:47.319 | +5.363 | 11:48:44.359 |
| 14 | 1:42.036 | +0.785 | 10:39:12.228 | p79 | 1:48.518 | +7.267 | 13:02:17.341 | 45 | 1:46.539 | +4.583 | 11:50:30.898 |
| 15 | 1:43.334 | +2.083 | 10:40:55.562 | 80 | 6:52.049 | +5:10.798 | 13:09:09.390 | 46 | 1:46.628 | +4.672 | 11:52:17.526 |
| 16 | 1:41.962 | +0.711 | 10:42:37.524 | 81 | 1:42.533 | +1.282 | 13:10:51.923 | p47 | 1:41.196 | -0.760 | 11:53:58.722 |
| p17 | 1:37.885 | -3.366 | 10:44:15.409 | 82 | 1:42.550 | +1.299 | 13:12:34.473 | 48 | 6:35.915 | +4:53.959 | 12:00:34.637 |
| 18 | 7:14.001 | +5:32.750 | 10:51:29.410 | 83 | 1:42.177 | +0.926 | 13:14:16.650 | 49 | 1:42.714 | +0.758 | 12:02:17.351 |
| 19 | 1:52.638 | +11.387 | 10:53:22.048 | 84 | 1:42.436 | +1.185 | 13:15:59.086 | 50 | 1:42.855 | +0.899 | 12:04:00.206 |
| 20 | 1:54.006 | +12.755 | 10:55:16.054 | 85 | 1:42.514 | +1.263 | 13:17:41.600 | 51 | 1:42.591 | +0.635 | 12:05:42.797 |
| 21 | 1:51.643 | +10.392 | 10:57:07.697 | 86 | 1:42.506 | +1.255 | 13:19:24.106 | 52 | 1:42.451 | +0.495 | 12:07:25.248 |
| 22 | 1:52.694 | +11.443 | 10:59:00.391 | 87 | 1:42.597 | +1.346 | 13:21:06.703 | 53 | 1:42.365 | +0.409 | 12:09:07.613 |
| 23 | 1:52.207 | +10.956 | 11:00:52.598 | 88 | 1:42.639 | +1.388 | 13:22:49.342 | 54 | 1:42.348 | +0.392 | 12:10:49.961 |
| 24 | 1:50.824 | +9.573 | 11:02:43.422 | 89 | 1:41.972 | +0.721 | 13:24:31.314 | 55 | 1:41.995 | +0.039 | 12:12:31.956 |
| 25 | 1:51.296 | +10.045 | 11:04:34.718 | 90 | 1:41.963 | +0.712 | 13:26:13.277 | 56 | 1:42.171 | +0.215 | 12:14:14.127 |
| 26 | 1:52.282 | +11.031 | 11:06:27.000 | 91 | 1:41.702 | +0.451 | 13:27:54.979 | 57 | 1:42.488 | +0.532 | 12:15:56.615 |
| 27 | 1:52.269 | +11.018 | 11:08:19.269 | 92 | 1:41.771 | +0.520 | 13:29:36.750 | 58 | 1:42.303 | +0.347 | 12:17:38.918 |
| 28 | 1:53.090 | +11.839 | 11:10:12.359 | 93 | 1:41.651 | +0.400 | 13:31:18.401 | 59 | 1:43.460 | +1.504 | 12:19:22.378 |
| 29 | 1:53.001 | +11.750 | 11:12:05.360 | 94 | 1:41.488 | +0.237 | 13:32:59.889 | 60 | 1:42.345 | +0.389 | 12:21:04.723 |
| 30 | 1:51.485 | +10.234 | 11:13:56.845 | 95 | 1:42.270 | +1.019 | 13:34:42.159 | 61 | 1:42.458 | +0.502 | 12:22:47.181 |
| | | | | 96 | 1:42.889 | +1.638 | 13:36:25.048 | 62 | 1:42.580 | +0.624 | 12:24:29.761 |



R3 HORAS GOIÂNIA 2023

Evento Domingo

Autodromo de Goiania - GO 3,835 km

R3 Horas

05/02/2023 10:00

Race (3:21:00 and 1 Laps) started at 10:15:07

| Volta | Volta Tm | Diff | Hora do dia | Volta | Volta Tm | Diff | Hora do dia | Volta | Volta Tm | Diff | Hora do dia | |
|--|-----------------|------------|--------------|-------|-----------------|-----------|--------------|--|-----------------|-----------|--------------|--------------|
| 63 | 1:42.927 | +0.971 | 12:26:12.688 | p31 | 1:54.843 | +11.757 | 11:16:19.961 | (119) E. DEMATTE/K. AIRES/M. W. BARBOSA/R. COSTA | 1 | 1:48.996 | +5.828 | 10:17:01.023 |
| p64 | 1:36.587 | -5.369 | 12:27:49.275 | 32 | 7:20.800 | +5:37.714 | 11:23:40.761 | 2 | 1:43.230 | +0.062 | 10:18:44.253 | |
| 65 | 11:56.777 | +10:14.821 | 12:39:46.052 | 33 | 1:54.261 | +11.175 | 11:25:35.022 | 3 | 1:43.168 | | 10:20:27.421 | |
| 66 | 1:46.746 | +4.790 | 12:41:32.798 | 34 | 1:52.856 | +9.770 | 11:27:27.878 | 4 | 1:43.942 | +0.774 | 10:22:11.363 | |
| 67 | 1:46.493 | +4.537 | 12:43:19.291 | 35 | 1:52.384 | +9.298 | 11:29:20.262 | 5 | 1:43.347 | +0.179 | 10:23:54.710 | |
| 68 | 1:46.673 | +4.717 | 12:45:05.964 | 36 | 1:52.308 | +9.222 | 11:31:12.570 | 6 | 1:44.121 | +0.953 | 10:25:38.831 | |
| 69 | 1:47.630 | +5.674 | 12:46:53.594 | 37 | 1:51.919 | +8.833 | 11:33:04.489 | 7 | 1:43.742 | +0.574 | 10:27:22.573 | |
| 70 | 1:46.711 | +4.755 | 12:48:40.305 | 38 | 1:51.805 | +8.719 | 11:34:56.294 | 8 | 1:43.894 | +0.726 | 10:29:06.467 | |
| 71 | 1:46.678 | +4.722 | 12:50:26.983 | 39 | 1:52.933 | +9.847 | 11:36:49.227 | 9 | 1:43.648 | +0.480 | 10:30:50.115 | |
| 72 | 1:46.503 | +4.547 | 12:52:13.486 | 40 | 1:51.317 | +8.231 | 11:38:40.544 | 10 | 1:44.599 | +1.431 | 10:32:34.714 | |
| 73 | 1:45.673 | +3.717 | 12:53:59.159 | 41 | 1:51.380 | +8.294 | 11:40:31.924 | 11 | 1:44.627 | +1.459 | 10:34:19.341 | |
| 74 | 1:47.495 | +5.539 | 12:55:46.654 | 42 | 1:51.265 | +8.179 | 11:42:23.189 | 12 | 1:44.559 | +1.391 | 10:36:03.900 | |
| 75 | 1:45.579 | +3.623 | 12:57:32.233 | 43 | 1:51.827 | +8.741 | 11:44:15.016 | 13 | 1:44.048 | +0.880 | 10:37:47.948 | |
| 76 | 1:47.003 | +5.047 | 12:59:19.236 | 44 | 1:51.363 | +8.277 | 11:46:06.379 | 14 | 1:44.131 | +0.963 | 10:39:32.079 | |
| 77 | 1:46.923 | +4.967 | 13:01:06.159 | 45 | 1:51.103 | +8.017 | 11:47:57.482 | 15 | 1:44.425 | +1.257 | 10:41:16.504 | |
| 78 | 1:47.075 | +5.119 | 13:02:53.234 | p46 | 1:45.097 | +2.011 | 11:49:42.579 | 16 | 1:44.375 | +1.207 | 10:43:00.879 | |
| 79 | 1:47.111 | +5.155 | 13:04:40.345 | 47 | 6:59.622 | +5:16.536 | 11:56:42.201 | 17 | 1:39.287 | -3.881 | 10:44:40.166 | |
| p80 | 1:41.192 | -0.764 | 13:06:21.537 | 48 | 1:44.859 | +1.773 | 11:58:27.060 | 18 | 7:09.754 | +5:26.586 | 10:51:49.920 | |
| 81 | 7:35.664 | +5:53.708 | 13:13:57.201 | 49 | 1:44.205 | +1.119 | 12:00:11.265 | 19 | 1:55.024 | +11.856 | 10:53:44.944 | |
| 82 | 1:42.203 | +0.247 | 13:15:39.404 | 50 | 1:43.742 | +0.656 | 12:01:55.007 | 20 | 1:51.764 | +8.596 | 10:55:36.708 | |
| 83 | 1:41.956 | | 13:17:21.360 | 51 | 1:45.792 | +2.706 | 12:03:40.799 | 21 | 1:52.936 | +9.768 | 10:57:29.644 | |
| 84 | 1:42.092 | +0.136 | 13:19:03.452 | 52 | 1:44.350 | +1.264 | 12:05:25.149 | 22 | 1:52.154 | +8.986 | 10:59:21.798 | |
| 85 | 1:42.378 | +0.422 | 13:20:45.830 | 53 | 1:43.159 | +0.073 | 12:07:08.308 | 23 | 1:54.864 | +11.696 | 11:01:16.662 | |
| 86 | 1:42.584 | +0.628 | 13:22:28.414 | 54 | 1:44.199 | +1.113 | 12:08:52.507 | 24 | 1:52.031 | +8.863 | 11:03:08.693 | |
| 87 | 1:42.469 | +0.513 | 13:24:10.883 | 55 | 1:43.751 | +0.665 | 12:10:36.258 | 25 | 1:53.104 | +9.936 | 11:05:01.797 | |
| 88 | 1:42.666 | +0.710 | 13:25:53.549 | 56 | 1:43.352 | +0.266 | 12:12:19.610 | 26 | 1:54.423 | +11.255 | 11:06:56.220 | |
| 89 | 1:42.633 | +0.677 | 13:27:36.182 | 57 | 1:43.517 | +0.431 | 12:14:03.127 | 27 | 1:54.051 | +10.883 | 11:08:50.271 | |
| 90 | 1:42.561 | +0.605 | 13:29:18.743 | 58 | 1:47.902 | +4.816 | 12:15:51.029 | 28 | 1:51.164 | +7.996 | 11:10:41.435 | |
| 91 | 1:43.269 | +1.313 | 13:31:02.012 | 59 | 1:44.042 | +0.956 | 12:17:35.071 | 29 | 1:51.287 | +8.119 | 11:12:32.722 | |
| 92 | 1:43.250 | +1.294 | 13:32:45.262 | 60 | 1:45.302 | +2.216 | 12:19:20.373 | 30 | 1:50.528 | +7.360 | 11:14:23.250 | |
| 93 | 1:43.000 | +1.044 | 13:34:28.262 | 61 | 1:44.455 | +1.369 | 12:21:04.828 | 31 | 1:50.849 | +7.681 | 11:16:14.099 | |
| 94 | 1:42.639 | +0.683 | 13:36:10.901 | 62 | 1:43.086 | | 12:22:47.914 | p32 | 1:50.789 | +7.621 | 11:18:04.888 | |
| 95 | 1:42.530 | +0.574 | 13:37:53.431 | p63 | 1:38.170 | -4.916 | 12:24:26.084 | 33 | 7:46.759 | +6:03.591 | 11:25:51.647 | |
| 96 | 1:42.586 | +0.630 | 13:39:36.017 | 64 | 7:24.935 | +5:41.849 | 12:31:51.019 | 34 | 1:51.020 | +7.852 | 11:27:42.667 | |
| (300) J. MOURA/L. IMPARATO/R. RONCHETTI/V. DEMATTE | | | | 65 | 1:50.705 | +7.619 | 12:33:41.724 | 35 | 1:50.694 | +7.526 | 11:29:33.361 | |
| 1 | 1:53.265 | +10.179 | 10:17:07.797 | 66 | 1:51.186 | +8.100 | 12:35:32.910 | 36 | 1:50.030 | +6.862 | 11:31:23.391 | |
| 2 | 1:46.197 | +3.111 | 10:18:53.994 | 67 | 1:51.056 | +7.970 | 12:37:23.966 | 37 | 1:50.315 | +7.147 | 11:33:13.706 | |
| 3 | 1:43.843 | +0.757 | 10:20:37.837 | 68 | 1:51.588 | +8.502 | 12:39:15.554 | 38 | 1:51.208 | +7.860 | 11:35:04.734 | |
| 4 | 1:44.125 | +1.039 | 10:22:21.962 | 69 | 1:51.595 | +8.509 | 12:41:07.149 | 39 | 1:51.075 | +8.537 | 11:36:56.439 | |
| 5 | 1:43.719 | +0.633 | 10:24:05.681 | 70 | 1:49.915 | +6.829 | 12:42:57.064 | 40 | 1:52.114 | +8.946 | 11:38:48.553 | |
| 6 | 1:44.218 | +1.132 | 10:25:49.899 | 71 | 1:50.840 | +7.754 | 12:44:47.904 | 41 | 1:52.541 | +9.373 | 11:40:41.094 | |
| 7 | 1:44.064 | +0.978 | 10:27:33.963 | 72 | 1:51.521 | +8.435 | 12:46:39.425 | 42 | 1:52.427 | +9.259 | 11:42:33.521 | |
| 8 | 1:43.750 | +0.664 | 10:29:17.713 | 73 | 1:51.557 | +8.471 | 12:48:30.982 | 43 | 1:53.289 | +10.121 | 11:44:26.810 | |
| 9 | 1:44.474 | +1.388 | 10:31:02.187 | p74 | 1:51.994 | +8.908 | 12:50:22.976 | 44 | 1:53.732 | +10.564 | 11:46:20.542 | |
| 10 | 1:44.184 | +1.098 | 10:32:46.371 | 75 | 7:14.958 | +5:31.872 | 12:57:37.934 | 45 | 1:54.410 | +11.242 | 11:48:14.952 | |
| 11 | 1:44.522 | +1.436 | 10:34:30.893 | 76 | 1:52.884 | +9.798 | 12:59:30.818 | 46 | 1:54.221 | +11.053 | 11:50:09.173 | |
| 12 | 1:43.737 | +0.651 | 10:36:14.630 | 77 | 1:52.001 | +8.915 | 13:01:22.819 | 47 | 1:54.221 | +11.053 | 11:51:58.179 | |
| 13 | 1:44.246 | +1.160 | 10:37:58.876 | 78 | 1:51.487 | +8.401 | 13:03:14.306 | 48 | 7:10.018 | +5:26.850 | 11:59:08.197 | |
| 14 | 1:43.818 | +0.732 | 10:39:42.694 | 79 | 1:51.935 | +8.849 | 13:05:06.241 | 49 | 1:45.136 | +1.968 | 12:00:53.333 | |
| 15 | 1:44.041 | +0.955 | 10:41:26.735 | p80 | 1:45.080 | +1.994 | 13:06:51.321 | 50 | 1:45.555 | +2.387 | 12:02:38.888 | |
| p16 | 1:39.816 | -3.270 | 10:43:06.551 | 81 | 6:58.719 | +5:15.633 | 13:13:50.040 | 51 | 1:45.114 | +1.946 | 12:04:24.002 | |
| 17 | 7:08.778 | +5:25.692 | 10:50:15.329 | 82 | 1:44.887 | +1.801 | 13:15:34.927 | 52 | 1:44.930 | +1.762 | 12:06:08.932 | |
| 18 | 1:52.189 | +9.103 | 10:52:07.518 | 83 | 1:45.856 | +2.770 | 13:17:20.783 | 53 | 1:43.671 | +0.503 | 12:07:52.603 | |
| 19 | 1:50.502 | +7.416 | 10:53:58.020 | 84 | 1:43.477 | +0.391 | 13:19:04.260 | 54 | 1:45.604 | +2.436 | 12:09:38.207 | |
| 20 | 1:50.198 | +7.112 | 10:55:48.218 | 85 | 1:43.169 | +0.083 | 13:20:47.429 | 55 | 1:43.741 | +0.573 | 12:11:21.948 | |
| 21 | 1:50.665 | +7.579 | 10:57:38.883 | 86 | 1:44.559 | +1.473 | 13:22:31.988 | 56 | 1:44.979 | +1.811 | 12:13:06.927 | |
| 22 | 1:50.645 | +7.559 | 10:59:29.528 | 87 | 1:44.110 | +1.024 | 13:24:16.098 | 57 | 1:45.392 | +2.224 | 12:14:52.319 | |
| 23 | 1:50.820 | +7.734 | 11:01:20.348 | 88 | 1:44.598 | +1.512 | 13:26:00.696 | 58 | 1:46.102 | +2.934 | 12:16:38.421 | |
| 24 | 1:51.581 | +8.495 | 11:03:11.929 | 89 | 1:44.487 | +1.401 | 13:27:45.183 | 59 | 1:46.728 | +3.560 | 12:18:25.149 | |
| 25 | 1:50.805 | +7.719 | 11:05:02.734 | 90 | 1:45.096 | +2.010 | 13:29:30.279 | 60 | 1:44.757 | +1.589 | 12:20:09.906 | |
| 26 | 1:51.817 | +8.731 | 11:06:54.551 | 91 | 1:44.674 | +1.588 | 13:31:14.953 | 61 | 1:45.764 | +2.596 | 12:21:55.670 | |
| 27 | 1:51.565 | +8.479 | 11:08:46.116 | 92 | 1:44.986 | +1.900 | 13:32:59.939 | 62 | 1:45.488 | +2.320 | 12:23:41.158 | |
| 28 | 1:53.139 | +10.053 | 11:10:39.255 | 93 | 1:44.508 | +1.422 | 13:34:44.447 | p63 | 1:38.486 | -4.682 | 12:25:19.644 | |
| 29 | 1:53.150 | +10.064 | 11:12:32.405 | 94 | 1:44.878 | +1.792 | 13:36:29.325 | 64 | 7:14.138 | +5:30.970 | 12:32:33.782 | |
| 30 | 1:52.713 | +9.627 | 11:14:25.118 | 95 | 1:43.812 | +0.726 | 13:38:13.137 | | | | | |
| | | | | 96 | 1:43.382 | +0.296 | 13:39:56.519 | | | | | |



R3 HORAS GOIÂNIA 2023

Evento Domingo

Autodromo de Goiania - GO 3,835 km

R3 Horas

05/02/2023 10:00

Race (3:21:00 and 1 Laps) started at 10:15:07

| Volta | Volta Tm | Diff | Hora do dia | Volta | Volta Tm | Diff | Hora do dia | Volta | Volta Tm | Diff | Hora do dia |
|--|-----------------|------------|--------------|-------|----------|-----------|--------------|-----------------------------------|-----------------|-----------|--------------|
| 65 | 1:52.883 | +9.715 | 12:34:26.665 | 33 | 7:06.988 | +5:20.645 | 11:25:12.789 | (78) F. BRITO/L. TAVARES/W. SALES | | | |
| 66 | 1:51.891 | +8.723 | 12:36:18.556 | 34 | 1:50.284 | +3.941 | 11:27:03.073 | 1 | 1:49.481 | +6.850 | 10:16:58.926 |
| 67 | 1:52.743 | +9.575 | 12:38:11.299 | 35 | 1:49.572 | +3.229 | 11:28:52.645 | 2 | 1:44.133 | +1.502 | 10:18:43.059 |
| 68 | 1:53.602 | +10.434 | 12:40:04.901 | 36 | 1:48.993 | +2.650 | 11:30:41.638 | 3 | 1:42.631 | | 10:20:25.690 |
| 69 | 1:52.152 | +8.984 | 12:41:57.053 | 37 | 1:49.546 | +3.203 | 11:32:31.184 | 4 | 1:43.145 | +0.514 | 10:22:08.835 |
| 70 | 1:50.762 | +7.594 | 12:43:47.815 | 38 | 1:48.903 | +2.560 | 11:34:20.087 | 5 | 1:44.224 | +1.593 | 10:23:53.059 |
| 71 | 1:49.628 | +6.460 | 12:45:37.443 | 39 | 1:48.170 | +1.827 | 11:36:08.257 | 6 | 1:44.059 | +1.428 | 10:25:37.118 |
| 72 | 1:52.412 | +9.244 | 12:47:29.855 | 40 | 1:48.373 | +2.030 | 11:37:56.630 | 7 | 1:43.656 | +1.025 | 10:27:20.774 |
| 73 | 1:53.944 | +10.776 | 12:49:23.799 | 41 | 1:49.458 | +3.115 | 11:39:46.088 | 8 | 1:44.030 | +1.399 | 10:29:04.804 |
| 74 | 1:53.058 | +9.890 | 12:51:16.857 | 42 | 1:49.382 | +3.039 | 11:41:35.470 | 9 | 1:45.310 | +2.679 | 10:30:50.114 |
| 75 | 1:52.424 | +9.256 | 12:53:09.281 | 43 | 1:50.793 | +4.450 | 11:43:26.263 | 10 | 1:44.928 | +2.297 | 10:32:35.042 |
| 76 | 1:53.687 | +10.519 | 12:55:02.968 | 44 | 1:48.157 | +1.814 | 11:45:14.420 | 11 | 1:44.554 | +1.923 | 10:34:19.596 |
| 77 | 1:54.726 | +11.558 | 12:56:57.694 | 45 | 1:50.704 | +4.361 | 11:47:05.124 | 12 | 1:44.598 | +1.967 | 10:36:04.194 |
| 78 | 1:55.740 | +12.572 | 12:58:53.434 | 46 | 1:50.868 | +4.525 | 11:48:55.992 | 13 | 1:44.188 | +1.557 | 10:37:48.382 |
| p79 | 1:47.597 | +4.429 | 13:00:41.031 | 47 | 1:49.084 | +2.741 | 11:50:45.076 | 14 | 1:44.812 | +2.181 | 10:39:33.194 |
| 80 | 11:55.888 | +10:12.720 | 13:12:36.919 | p48 | 1:44.085 | -2.258 | 11:52:29.161 | 15 | 1:44.066 | +1.435 | 10:41:17.260 |
| 81 | 1:44.014 | +0.846 | 13:14:20.933 | 49 | 6:54.844 | +5:08.501 | 11:59:24.005 | p16 | 1:41.321 | -1.310 | 10:42:58.581 |
| 82 | 1:44.723 | +1.555 | 13:16:05.656 | 50 | 1:48.255 | +1.912 | 12:01:12.260 | 17 | 7:24.352 | +5:41.721 | 10:50:22.930 |
| 83 | 1:45.080 | +1.912 | 13:17:50.736 | 51 | 1:46.587 | +0.244 | 12:02:58.847 | 18 | 1:48.277 | +5.646 | 10:52:11.210 |
| 84 | 1:44.316 | +1.148 | 13:19:35.052 | 52 | 1:47.330 | +0.987 | 12:04:46.177 | 19 | 1:46.616 | +3.985 | 10:53:57.826 |
| 85 | 1:44.665 | +1.497 | 13:21:19.717 | 53 | 1:47.665 | +1.322 | 12:06:33.842 | 20 | 1:47.357 | +4.726 | 10:55:45.183 |
| 86 | 1:44.998 | +1.830 | 13:23:04.715 | 54 | 1:47.843 | +1.500 | 12:08:21.685 | 21 | 1:48.241 | +5.610 | 10:57:33.424 |
| 87 | 1:45.102 | +1.934 | 13:24:49.817 | 55 | 1:47.622 | +1.279 | 12:10:09.307 | 22 | 1:47.873 | +5.242 | 10:59:21.297 |
| 88 | 1:45.364 | +2.196 | 13:26:35.181 | 56 | 1:47.389 | +1.046 | 12:11:56.696 | 23 | 1:46.728 | +4.097 | 11:01:08.025 |
| 89 | 1:44.174 | +1.006 | 13:28:19.355 | 57 | 1:46.780 | +0.437 | 12:13:43.476 | 24 | 1:48.618 | +5.987 | 11:02:56.643 |
| 90 | 1:44.815 | +1.647 | 13:30:04.170 | 58 | 1:47.643 | +1.300 | 12:15:31.119 | 25 | 1:47.982 | +5.351 | 11:04:44.625 |
| 91 | 1:44.851 | +1.683 | 13:31:49.021 | 59 | 1:46.439 | +0.096 | 12:17:17.558 | 26 | 1:48.001 | +5.370 | 11:06:32.626 |
| 92 | 1:45.531 | +2.363 | 13:33:34.552 | 60 | 1:48.130 | +1.787 | 12:19:05.688 | 27 | 1:46.746 | +4.115 | 11:08:19.372 |
| 93 | 1:45.984 | +2.816 | 13:35:20.536 | 61 | 1:48.352 | +2.009 | 12:20:54.040 | 28 | 1:47.054 | +4.423 | 11:10:06.426 |
| 94 | 1:45.007 | +1.839 | 13:37:05.543 | 62 | 1:48.380 | +2.037 | 12:22:42.420 | 29 | 1:46.319 | +3.688 | 11:11:52.745 |
| 95 | 1:44.352 | +1.184 | 13:38:49.895 | 63 | 1:47.625 | +1.282 | 12:24:30.045 | 30 | 1:46.172 | +3.541 | 11:13:38.917 |
| 96 | 1:45.782 | +2.614 | 13:40:35.677 | p64 | 1:43.365 | -2.978 | 12:26:13.410 | 31 | 1:46.513 | +3.882 | 11:15:25.430 |
| (171) A. BRUNHOROTO/E. PIRES/R. GIOVANNI | | | | 65 | 7:13.177 | +5:26.834 | 12:33:26.587 | p32 | 1:42.962 | +0.331 | 11:17:08.392 |
| 1 | 1:52.434 | +6.091 | 10:17:04.969 | 66 | 1:48.931 | +2.588 | 12:35:15.518 | 33 | 7:00.188 | +5:17.557 | 11:24:08.580 |
| 2 | 1:48.107 | +1.764 | 10:18:53.076 | 67 | 1:48.365 | +2.022 | 12:37:03.883 | 34 | 1:48.517 | +5.886 | 11:25:57.097 |
| 3 | 1:47.658 | +1.315 | 10:20:40.734 | 68 | 1:47.437 | +1.094 | 12:38:51.320 | 35 | 1:50.293 | +7.662 | 11:27:47.390 |
| 4 | 1:47.984 | +1.641 | 10:22:28.718 | 69 | 1:47.583 | +1.240 | 12:40:38.903 | 36 | 1:47.829 | +5.198 | 11:29:35.219 |
| 5 | 1:47.297 | +0.954 | 10:24:16.015 | 70 | 1:47.657 | +1.314 | 12:42:26.560 | 37 | 1:47.600 | +4.969 | 11:31:22.819 |
| 6 | 1:47.557 | +1.214 | 10:26:03.572 | 71 | 1:48.127 | +1.784 | 12:44:14.687 | 38 | 1:48.122 | +5.491 | 11:33:10.941 |
| 7 | 1:47.331 | +0.988 | 10:27:50.903 | 72 | 1:48.525 | +2.182 | 12:46:03.212 | 39 | 1:48.807 | +6.176 | 11:34:59.748 |
| 8 | 1:47.300 | +0.957 | 10:29:38.203 | 73 | 1:48.116 | +1.773 | 12:47:51.328 | 40 | 1:48.251 | +5.620 | 11:36:47.999 |
| 9 | 1:47.792 | +1.449 | 10:31:25.995 | 74 | 1:47.745 | +1.402 | 12:49:39.073 | 41 | 1:48.425 | +5.794 | 11:38:36.424 |
| 10 | 1:47.749 | +1.406 | 10:33:13.744 | 75 | 1:47.848 | +1.505 | 12:51:26.921 | 42 | 1:48.422 | +5.791 | 11:40:24.846 |
| 11 | 1:46.731 | +0.388 | 10:35:00.475 | 76 | 1:47.879 | +1.536 | 12:53:14.800 | 43 | 1:48.341 | +5.710 | 11:42:13.187 |
| 12 | 1:46.650 | +0.307 | 10:36:47.125 | 77 | 1:48.225 | +1.882 | 12:55:03.025 | 44 | 1:48.100 | +5.469 | 11:44:01.287 |
| 13 | 1:46.343 | | 10:38:33.468 | 78 | 1:49.582 | +3.239 | 12:56:52.607 | 45 | 1:48.778 | +6.147 | 11:45:50.065 |
| 14 | 1:46.672 | +0.329 | 10:40:20.140 | 79 | 1:49.142 | +2.799 | 12:58:41.749 | 46 | 1:48.521 | +5.890 | 11:47:38.586 |
| 15 | 1:47.531 | +1.188 | 10:42:07.671 | p80 | 1:45.148 | -1.195 | 13:00:26.897 | 47 | 1:48.524 | +5.893 | 11:49:27.110 |
| p16 | 1:44.202 | -2.141 | 10:43:51.873 | 81 | 9:38.408 | +7:52.065 | 13:10:05.305 | p48 | 1:43.772 | +1.141 | 11:51:10.882 |
| 17 | 7:10.185 | +5:23.842 | 10:51:02.058 | 82 | 1:49.025 | +2.682 | 13:11:54.330 | 49 | 7:04.786 | +5:22.155 | 11:58:15.668 |
| 18 | 1:49.082 | +2.739 | 10:52:51.140 | 83 | 1:49.311 | +2.968 | 13:13:43.641 | 50 | 1:46.061 | +3.430 | 12:00:01.729 |
| 19 | 1:49.311 | +2.968 | 10:54:40.451 | 84 | 1:48.559 | +2.216 | 13:15:32.200 | 51 | 1:45.079 | +2.448 | 12:01:46.808 |
| 20 | 1:48.753 | +2.410 | 10:56:29.204 | 85 | 1:48.747 | +2.404 | 13:17:20.947 | 52 | 1:44.602 | +1.971 | 12:03:31.410 |
| 21 | 1:49.077 | +2.734 | 10:58:18.281 | 86 | 1:48.266 | +1.923 | 13:19:09.213 | 53 | 1:46.989 | +4.358 | 12:05:18.399 |
| 22 | 1:49.378 | +3.035 | 11:00:07.659 | 87 | 1:48.339 | +1.996 | 13:20:57.552 | 54 | 1:45.911 | +3.280 | 12:07:04.310 |
| 23 | 1:49.017 | +2.674 | 11:01:56.676 | 88 | 1:47.623 | +1.280 | 13:22:45.175 | 55 | 1:45.987 | +3.356 | 12:08:50.297 |
| 24 | 1:49.773 | +3.430 | 11:03:46.449 | 89 | 1:48.482 | +2.139 | 13:24:33.657 | 56 | 1:45.953 | +3.322 | 12:10:36.250 |
| 25 | 1:49.276 | +2.933 | 11:05:35.725 | 90 | 1:58.117 | +11.774 | 13:26:31.774 | 57 | 1:44.528 | +1.897 | 12:12:20.778 |
| 26 | 1:48.085 | +1.742 | 11:07:23.810 | 91 | 1:48.514 | +2.171 | 13:28:20.288 | 58 | 1:44.758 | +2.127 | 12:14:05.536 |
| 27 | 1:48.153 | +1.810 | 11:09:11.963 | 92 | 1:48.122 | +1.779 | 13:30:08.410 | 59 | 1:46.005 | +3.374 | 12:15:51.541 |
| 28 | 1:47.385 | +1.042 | 11:10:59.348 | 93 | 1:48.249 | +1.906 | 13:31:56.659 | 60 | 1:44.801 | +2.170 | 12:17:36.342 |
| 29 | 1:47.077 | +0.734 | 11:12:46.425 | 94 | 1:48.334 | +1.991 | 13:33:44.993 | 61 | 1:46.130 | +3.499 | 12:19:22.472 |
| 30 | 1:47.031 | +0.688 | 11:14:33.456 | 95 | 1:48.710 | +2.367 | 13:35:33.703 | 62 | 1:44.703 | +2.072 | 12:21:07.175 |
| 31 | 1:47.644 | +1.301 | 11:16:21.100 | 96 | 1:48.433 | +2.090 | 13:37:22.136 | 63 | 1:46.779 | +4.148 | 12:22:53.954 |
| p32 | 1:44.701 | -1.642 | 11:18:05.801 | 97 | 1:48.018 | +1.675 | 13:39:10.154 | 64 | 1:45.925 | +3.294 | 12:24:39.879 |
| | | | | | | | | p65 | 1:42.341 | -0.290 | 12:26:22.220 |



R3 HORAS GOIÂNIA 2023

Evento Domingo

Autodromo de Goiania - GO 3,835 km

R3 Horas

05/02/2023 10:00

Race (3:21:00 and 1 Laps) started at 10:15:07

| Volta | Volta Tm | Diff | Hora do dia | Volta | Volta Tm | Diff | Hora do dia | Volta | Volta Tm | Diff | Hora do dia |
|--|-----------|------------|--------------|-------|-----------------|-----------|--------------|--|-----------------|------------|--------------|
| 66 | 7:12.450 | +5:29.819 | 12:33:34.670 | 33 | 7:01.729 | +5:14.020 | 11:26:29.548 | (94) A. ANGELO/B. BARBERA/P. GAMBERINI | | | |
| 67 | 1:47.937 | +5.306 | 12:35:22.607 | 34 | 1:51.112 | +3.403 | 11:28:20.660 | 1 | 55.259 | -51.562 | 10:17:10.541 |
| 68 | 1:47.273 | +4.642 | 12:37:09.880 | 35 | 1:48.329 | +0.620 | 11:30:08.989 | 2 | 1:48.258 | +1.437 | 10:18:58.799 |
| 69 | 1:46.803 | +4.172 | 12:38:56.683 | 36 | 1:49.638 | +1.929 | 11:31:58.627 | 3 | 1:48.432 | +1.611 | 10:20:47.231 |
| 70 | 1:47.425 | +4.794 | 12:40:44.108 | 37 | 1:49.435 | +1.726 | 11:33:48.062 | 4 | 1:48.550 | +1.729 | 10:22:35.781 |
| 71 | 1:46.661 | +4.030 | 12:42:30.769 | 38 | 1:50.175 | +2.466 | 11:35:38.237 | 5 | 1:48.507 | +1.686 | 10:24:24.288 |
| 72 | 1:46.829 | +4.198 | 12:44:17.598 | 39 | 1:49.088 | +1.379 | 11:37:27.325 | 6 | 1:48.090 | +1.269 | 10:26:12.378 |
| 73 | 1:46.741 | +4.110 | 12:46:04.339 | 40 | 1:48.977 | +1.268 | 11:39:16.302 | 7 | 1:49.242 | +2.421 | 10:28:01.620 |
| 74 | 1:46.680 | +4.049 | 12:47:51.019 | 41 | 1:49.274 | +1.565 | 11:41:05.576 | 8 | 1:48.985 | +2.164 | 10:29:50.605 |
| 75 | 1:46.843 | +4.212 | 12:49:37.862 | 42 | 1:49.313 | +1.604 | 11:42:54.889 | 9 | 1:48.924 | +2.103 | 10:31:39.529 |
| 76 | 1:47.506 | +4.875 | 12:51:25.368 | 43 | 1:49.468 | +1.759 | 11:44:44.357 | 10 | 1:49.049 | +2.228 | 10:33:28.578 |
| 77 | 1:46.820 | +4.189 | 12:53:12.188 | 44 | 1:48.390 | +0.681 | 11:46:32.747 | 11 | 1:50.299 | +3.478 | 10:35:18.877 |
| p78 | 1:47.031 | +4.400 | 12:54:59.219 | 45 | 1:47.709 | | 11:48:20.456 | 12 | 1:49.772 | +2.951 | 10:37:08.649 |
| 79 | 13:02.655 | +11:20.024 | 13:08:01.874 | 46 | 1:50.354 | +2.645 | 11:50:10.810 | 13 | 1:49.885 | +3.064 | 10:38:58.534 |
| 80 | 1:44.250 | +1.619 | 13:09:46.124 | 47 | 1:48.955 | +1.246 | 11:51:59.765 | 14 | 1:50.030 | +3.209 | 10:40:48.564 |
| 81 | 1:44.388 | +1.757 | 13:11:30.512 | p48 | 1:42.922 | -4.787 | 11:53:42.687 | 15 | 1:51.218 | +4.397 | 10:42:39.782 |
| 82 | 1:43.446 | +0.815 | 13:13:13.958 | 49 | 7:10.538 | +5:22.829 | 12:00:53.225 | 16 | 1:50.989 | +4.168 | 10:44:30.771 |
| 83 | 1:44.008 | +1.377 | 13:14:57.966 | 50 | 1:52.614 | +4.905 | 12:02:45.839 | p17 | 1:47.159 | +0.338 | 10:46:17.930 |
| 84 | 1:44.346 | +1.715 | 13:16:42.312 | 51 | 1:52.509 | +4.800 | 12:04:38.348 | 18 | 7:19.660 | +5:32.839 | 10:53:37.590 |
| 85 | 1:44.678 | +2.047 | 13:18:26.990 | 52 | 1:53.101 | +5.392 | 12:06:31.449 | 19 | 1:49.794 | +2.973 | 10:55:27.384 |
| 86 | 1:43.448 | +0.817 | 13:20:10.438 | 53 | 1:52.747 | +5.038 | 12:08:24.196 | 20 | 1:47.874 | +1.053 | 10:57:15.258 |
| 87 | 1:44.716 | +2.085 | 13:21:55.154 | 54 | 1:52.770 | +5.061 | 12:10:16.966 | 21 | 1:48.302 | +1.481 | 10:59:03.560 |
| 88 | 1:45.299 | +2.668 | 13:23:40.453 | 55 | 1:52.644 | +4.935 | 12:12:09.610 | 22 | 1:48.406 | +1.585 | 11:00:51.966 |
| 89 | 1:45.770 | +3.139 | 13:25:26.223 | 56 | 1:51.418 | +3.709 | 12:14:01.028 | 23 | 1:47.946 | +1.125 | 11:02:39.912 |
| 90 | 1:44.498 | +1.867 | 13:27:10.721 | 57 | 1:52.183 | +4.474 | 12:15:53.211 | 24 | 1:49.077 | +2.256 | 11:04:28.989 |
| 91 | 1:45.476 | +2.845 | 13:28:56.197 | 58 | 1:51.103 | +3.394 | 12:17:44.314 | 25 | 1:47.656 | +0.835 | 11:06:16.645 |
| 92 | 1:45.412 | +2.781 | 13:30:41.609 | 59 | 1:53.593 | +5.884 | 12:19:37.907 | 26 | 1:48.657 | +1.836 | 11:08:05.302 |
| 93 | 1:44.927 | +2.296 | 13:32:26.536 | 60 | 1:52.670 | +4.961 | 12:21:30.577 | 27 | 1:47.297 | +0.476 | 11:09:52.599 |
| 94 | 1:45.932 | +3.301 | 13:34:12.468 | 61 | 1:53.408 | +5.699 | 12:23:23.985 | 28 | 1:48.429 | +1.608 | 11:11:41.028 |
| 95 | 1:46.184 | +3.553 | 13:35:58.652 | 62 | 1:52.902 | +5.193 | 12:25:16.887 | 29 | 1:47.791 | +0.970 | 11:13:28.819 |
| 96 | 1:45.729 | +3.098 | 13:37:44.381 | p63 | 1:51.316 | +3.607 | 12:27:08.203 | 30 | 1:47.943 | +1.122 | 11:15:16.762 |
| 97 | 1:45.650 | +3.019 | 13:39:30.031 | 64 | 7:05.590 | +5:17.881 | 12:34:13.793 | 31 | 1:46.821 | | 11:17:03.583 |
| (18) G.MATSUBARA/H.V. BARBOSA/R.TERTULINA/V.LINO | | | | 65 | 1:50.672 | +2.963 | 12:36:04.465 | 32 | 1:47.812 | +0.991 | 11:18:51.395 |
| 1 | 1:54.130 | +6.421 | 10:17:07.618 | 66 | 1:51.156 | +3.447 | 12:37:55.621 | p33 | 1:43.395 | -3.426 | 11:20:34.790 |
| 2 | 1:49.234 | +1.525 | 10:18:56.852 | 67 | 1:50.178 | +2.469 | 12:39:45.799 | 34 | 12:11.200 | +10:24.379 | 11:32:45.990 |
| 3 | 1:48.535 | +0.826 | 10:20:45.387 | 68 | 1:49.817 | +2.108 | 12:41:35.616 | 35 | 1:51.978 | +5.157 | 11:34:37.968 |
| 4 | 1:49.196 | +1.487 | 10:22:34.583 | 69 | 1:49.821 | +2.112 | 12:43:25.437 | 36 | 1:51.209 | +4.388 | 11:36:29.177 |
| 5 | 1:49.454 | +1.745 | 10:24:24.037 | 70 | 1:49.709 | +2.000 | 12:45:15.146 | 37 | 1:50.440 | +3.619 | 11:38:19.617 |
| 6 | 1:53.669 | +5.960 | 10:26:17.706 | 71 | 1:49.472 | +1.763 | 12:47:04.618 | 38 | 1:49.899 | +3.078 | 11:40:09.516 |
| 7 | 1:53.262 | +5.553 | 10:28:10.968 | 72 | 1:48.915 | +1.206 | 12:48:53.533 | 39 | 1:50.823 | +4.002 | 11:42:00.339 |
| 8 | 1:51.548 | +3.839 | 10:30:02.516 | 73 | 1:48.940 | +1.231 | 12:50:42.473 | 40 | 1:50.179 | +3.358 | 11:43:50.518 |
| 9 | 1:51.984 | +4.275 | 10:31:54.500 | 74 | 1:48.618 | +0.909 | 12:52:31.091 | 41 | 1:50.597 | +3.776 | 11:45:41.115 |
| 10 | 1:52.095 | +4.386 | 10:33:46.595 | 75 | 1:49.292 | +1.583 | 12:54:20.383 | 42 | 1:49.993 | +3.172 | 11:47:31.108 |
| 11 | 1:50.170 | +2.461 | 10:35:36.765 | 76 | 1:50.520 | +2.811 | 12:56:10.903 | 43 | 1:49.269 | +2.448 | 11:49:20.377 |
| 12 | 1:49.850 | +2.141 | 10:37:26.615 | 77 | 1:48.882 | +1.173 | 12:57:59.785 | 44 | 1:51.065 | +4.244 | 11:51:11.442 |
| 13 | 1:52.733 | +5.024 | 10:39:19.348 | 78 | 1:49.237 | +1.528 | 12:59:49.022 | 45 | 1:51.051 | +4.230 | 11:53:02.493 |
| 14 | 1:51.996 | +4.287 | 10:41:11.344 | p79 | 1:45.668 | -2.041 | 13:01:34.690 | 46 | 1:50.593 | +3.772 | 11:54:53.086 |
| 15 | 1:50.977 | +3.268 | 10:43:02.321 | 80 | 8:04.597 | +6:16.888 | 13:09:39.287 | 47 | 1:49.593 | +2.772 | 11:56:42.679 |
| p16 | 1:47.230 | -0.479 | 10:44:49.551 | 81 | 1:49.109 | +1.400 | 13:11:28.396 | p48 | 1:44.313 | -2.508 | 11:58:26.992 |
| 17 | 7:05.626 | +5:17.917 | 10:51:55.177 | 82 | 1:50.612 | +2.903 | 13:13:19.008 | 49 | 7:02.933 | +5:16.112 | 12:05:29.925 |
| 18 | 1:49.774 | +2.065 | 10:53:44.951 | 83 | 1:49.757 | +2.048 | 13:15:08.765 | 50 | 1:51.610 | +4.789 | 12:07:21.535 |
| 19 | 1:51.758 | +4.049 | 10:55:36.709 | 84 | 1:49.373 | +1.664 | 13:16:58.138 | 51 | 1:51.256 | +4.435 | 12:09:12.791 |
| 20 | 1:48.747 | +1.038 | 10:57:25.456 | 85 | 1:48.257 | +0.548 | 13:18:46.395 | 52 | 1:49.863 | +3.042 | 12:11:02.654 |
| 21 | 1:49.672 | +1.963 | 10:59:15.128 | 86 | 1:48.612 | +0.903 | 13:20:35.007 | 53 | 1:50.510 | +3.689 | 12:12:53.164 |
| 22 | 1:50.857 | +3.148 | 11:01:05.985 | 87 | 1:49.346 | +1.637 | 13:22:24.353 | 54 | 1:49.633 | +2.812 | 12:14:42.797 |
| 23 | 1:52.144 | +4.435 | 11:02:58.129 | 88 | 1:49.373 | +1.664 | 13:24:13.726 | 55 | 1:49.771 | +2.950 | 12:16:32.568 |
| 24 | 1:50.054 | +2.345 | 11:04:48.183 | 89 | 1:48.398 | +0.689 | 13:26:02.124 | 56 | 1:50.884 | +4.063 | 12:18:23.452 |
| 25 | 1:50.696 | +2.987 | 11:06:38.879 | 90 | 1:48.535 | +0.826 | 13:27:50.659 | 57 | 1:50.987 | +4.166 | 12:20:14.439 |
| 26 | 1:50.469 | +2.760 | 11:08:29.348 | 91 | 1:48.836 | +1.127 | 13:29:39.495 | 58 | 1:52.407 | +5.586 | 12:22:06.846 |
| 27 | 1:50.351 | +2.642 | 11:10:19.699 | 92 | 1:49.102 | +1.393 | 13:31:28.597 | 59 | 1:57.548 | +10.727 | 12:24:04.394 |
| 28 | 1:49.720 | +2.011 | 11:12:09.419 | 93 | 1:49.766 | +2.057 | 13:33:18.363 | 60 | 1:58.257 | +11.436 | 12:26:02.651 |
| 29 | 1:49.891 | +2.182 | 11:13:59.310 | 94 | 1:50.377 | +2.668 | 13:35:08.740 | 61 | 2:03.632 | +16.811 | 12:28:06.283 |
| 30 | 1:49.393 | +1.684 | 11:15:48.703 | 95 | 1:52.210 | +4.501 | 13:37:00.950 | 62 | 2:09.805 | +22.984 | 12:30:16.088 |
| 31 | 1:49.788 | +2.079 | 11:17:38.491 | 96 | 1:49.343 | +1.634 | 13:38:50.293 | p63 | 2:01.365 | +14.544 | 12:32:17.453 |
| p32 | 1:49.328 | +1.619 | 11:19:27.819 | 97 | 1:48.624 | +0.915 | 13:40:38.917 | 64 | 7:35.914 | +5:49.093 | 12:39:53.367 |
| | | | | | | | | 65 | 1:47.679 | +0.858 | 12:41:41.046 |



R3 HORAS GOIÂNIA 2023

Evento Domingo

Autodromo de Goiania - GO 3,835 km

R3 Horas

05/02/2023 10:00

Race (3:21:00 and 1 Laps) started at 10:15:07

| Volta | Volta Tm | Diff | Hora do dia | Volta | Volta Tm | Diff | Hora do dia | Volta | Volta Tm | Diff | Hora do dia |
|--|-----------------|-----------|--------------|---|----------|-----------|--------------|-------|-----------------|-----------|--------------|
| 66 | 1:47.952 | +1.131 | 12:43:28.998 | 36 | 1:50.804 | +3.785 | 11:33:13.537 | 3 | 1:47.317 | +1.880 | 10:20:35.046 |
| 67 | 1:48.182 | +1.361 | 12:45:17.180 | 37 | 1:50.110 | +3.091 | 11:35:03.647 | 4 | 1:47.074 | +1.637 | 10:22:22.120 |
| 68 | 1:47.646 | +0.825 | 12:47:04.826 | 38 | 1:49.845 | +2.826 | 11:36:53.492 | 5 | 1:46.699 | +1.262 | 10:24:08.819 |
| 69 | 1:47.747 | +0.926 | 12:48:52.573 | 39 | 1:50.126 | +3.107 | 11:38:43.618 | 6 | 1:47.746 | +2.309 | 10:25:56.565 |
| 70 | 1:48.829 | +2.008 | 12:50:41.402 | 40 | 1:50.732 | +3.713 | 11:40:34.350 | 7 | 1:47.731 | +2.294 | 10:27:44.296 |
| 71 | 1:47.711 | +0.890 | 12:52:29.113 | 41 | 1:50.389 | +3.370 | 11:42:24.739 | 8 | 1:47.950 | +2.513 | 10:29:32.246 |
| 72 | 1:47.731 | +0.910 | 12:54:16.844 | 42 | 1:50.779 | +3.760 | 11:44:15.518 | 9 | 1:46.516 | +1.079 | 10:31:18.762 |
| 73 | 1:47.652 | +0.831 | 12:56:04.496 | 43 | 1:49.426 | +2.407 | 11:46:04.944 | 10 | 1:48.357 | +2.920 | 10:33:07.119 |
| 74 | 1:48.037 | +1.216 | 12:57:52.533 | 44 | 1:51.837 | +4.818 | 11:47:56.781 | 11 | 1:48.597 | +3.160 | 10:34:55.716 |
| 75 | 1:46.847 | +0.026 | 12:59:39.380 | 45 | 1:50.667 | +3.648 | 11:49:47.448 | 12 | 1:48.760 | +3.323 | 10:36:44.476 |
| 76 | 1:48.943 | +2.122 | 13:01:28.323 | 46 | 1:50.166 | +3.147 | 11:51:37.614 | 13 | 1:47.348 | +1.911 | 10:38:31.824 |
| 77 | 1:48.888 | +2.067 | 13:03:17.211 | p47 | 1:46.824 | -0.195 | 11:53:24.438 | 14 | 1:48.441 | +3.004 | 10:40:20.265 |
| 78 | 1:51.537 | +4.716 | 13:05:08.748 | 48 | 7:05.230 | +5:18.211 | 12:00:29.668 | 15 | 1:48.568 | +3.131 | 10:42:08.833 |
| p79 | 1:50.561 | +3.740 | 13:06:59.309 | 49 | 1:50.945 | +3.926 | 12:02:20.613 | 16 | 1:43.361 | -2.076 | 10:43:52.194 |
| 80 | 6:57.276 | +5:10.455 | 13:13:56.585 | 50 | 1:49.638 | +2.619 | 12:04:10.251 | p17 | 7:06.359 | +5:20.922 | 10:50:58.553 |
| 81 | 1:51.905 | +5.084 | 13:15:48.490 | 51 | 1:50.364 | +3.345 | 12:06:00.615 | 18 | 1:47.924 | +2.487 | 10:52:46.477 |
| 82 | 1:52.870 | +6.049 | 13:17:41.360 | 52 | 1:50.046 | +3.027 | 12:07:50.661 | 19 | 1:46.074 | +0.637 | 10:54:32.551 |
| 83 | 1:51.922 | +5.101 | 13:19:33.282 | 53 | 1:49.924 | +2.905 | 12:09:40.585 | 20 | 1:47.179 | +1.742 | 10:56:19.730 |
| 84 | 1:52.054 | +5.233 | 13:21:25.336 | 54 | 1:49.546 | +2.527 | 12:11:30.131 | 21 | 1:47.251 | +1.814 | 10:58:06.981 |
| 85 | 1:51.012 | +4.191 | 13:23:16.348 | 55 | 1:50.215 | +3.196 | 12:13:20.346 | 22 | 1:47.107 | +1.670 | 10:59:54.088 |
| 86 | 1:50.482 | +3.661 | 13:25:06.830 | 56 | 1:50.008 | +2.989 | 12:15:10.354 | 23 | 1:47.279 | +1.842 | 11:01:41.367 |
| 87 | 1:50.946 | +4.125 | 13:26:57.776 | 57 | 1:49.404 | +2.385 | 12:16:59.758 | 24 | 1:48.310 | +2.873 | 11:03:29.677 |
| 88 | 1:50.811 | +3.990 | 13:28:48.587 | 58 | 1:51.130 | +4.111 | 12:18:50.888 | 25 | 1:48.666 | +3.229 | 11:05:18.343 |
| 89 | 1:50.502 | +3.681 | 13:30:39.089 | 59 | 1:49.900 | +2.881 | 12:20:40.788 | 26 | 1:47.471 | +2.034 | 11:07:05.814 |
| 90 | 1:51.392 | +4.571 | 13:32:30.481 | 60 | 1:50.034 | +3.015 | 12:22:30.822 | 27 | 1:47.786 | +2.349 | 11:08:53.600 |
| 91 | 1:51.504 | +4.683 | 13:34:21.985 | p61 | 1:54.370 | +7.351 | 12:24:25.192 | 28 | 1:48.462 | +3.025 | 11:10:42.062 |
| 92 | 1:51.875 | +5.054 | 13:36:13.860 | 62 | 7:09.035 | +5:22.016 | 12:31:34.227 | 29 | 1:48.489 | +3.052 | 11:12:30.551 |
| 93 | 1:50.714 | +3.893 | 13:38:04.574 | 63 | 1:52.163 | +5.144 | 12:33:26.390 | 30 | 1:47.961 | +2.524 | 11:14:18.512 |
| 94 | 1:52.093 | +5.272 | 13:39:56.667 | 64 | 1:50.758 | +3.739 | 12:35:17.148 | 31 | 1:47.723 | +2.286 | 11:16:06.235 |
| (77) C. ARAUJO/F. TREVIZAN/R. SILVA/W. AGUIAR | | | | 65 | 1:49.754 | +2.735 | 12:37:06.902 | p32 | 1:45.153 | -0.284 | 11:17:51.388 |
| 1 | 1:57.397 | +10.378 | 10:17:11.326 | 66 | 1:50.839 | +3.820 | 12:38:57.741 | 33 | 6:53.028 | +5:07.591 | 11:24:44.416 |
| 2 | 1:49.224 | +2.205 | 10:19:00.550 | 67 | 1:50.096 | +3.077 | 12:40:47.837 | 34 | 1:47.451 | +2.014 | 11:26:31.867 |
| 3 | 1:48.866 | +1.847 | 10:20:49.416 | 68 | 1:50.876 | +3.857 | 12:42:38.713 | 35 | 1:48.899 | +3.462 | 11:28:20.766 |
| 4 | 1:49.614 | +2.595 | 10:22:39.030 | 69 | 1:51.812 | +4.793 | 12:44:30.525 | 36 | 1:46.788 | +1.351 | 11:30:07.554 |
| 5 | 1:50.028 | +3.009 | 10:24:29.058 | 70 | 1:51.322 | +4.303 | 12:46:21.847 | 37 | 1:46.382 | +0.945 | 11:31:53.936 |
| 6 | 1:50.910 | +3.891 | 10:26:19.968 | 71 | 1:52.827 | +5.808 | 12:48:14.674 | 38 | 1:46.175 | +0.738 | 11:33:40.111 |
| 7 | 1:51.083 | +4.064 | 10:28:11.051 | 72 | 1:52.882 | +5.863 | 12:50:07.556 | 39 | 1:46.672 | +1.235 | 11:35:26.783 |
| 8 | 1:49.650 | +2.631 | 10:30:00.701 | p73 | 1:47.129 | +0.110 | 12:51:54.685 | 40 | 1:46.421 | +0.984 | 11:37:13.204 |
| 9 | 1:50.212 | +3.193 | 10:31:50.913 | 74 | 7:07.310 | +5:20.291 | 12:59:01.995 | 41 | 1:46.667 | +1.230 | 11:38:59.871 |
| 10 | 1:51.226 | +4.207 | 10:33:42.139 | 75 | 1:47.982 | +0.963 | 13:00:49.977 | 42 | 1:46.132 | +0.695 | 11:40:46.003 |
| 11 | 1:51.686 | +4.667 | 10:35:33.825 | 76 | 1:49.510 | +2.491 | 13:02:39.487 | 43 | 1:46.693 | +1.256 | 11:42:32.696 |
| 12 | 1:51.968 | +4.949 | 10:37:25.793 | 77 | 1:48.043 | +1.024 | 13:04:27.530 | 44 | 1:45.923 | +0.486 | 11:44:18.619 |
| 13 | 1:53.537 | +6.518 | 10:39:19.330 | 78 | 1:48.976 | +1.957 | 13:06:16.506 | 45 | 1:46.469 | +1.032 | 11:46:05.088 |
| 14 | 1:51.441 | +4.422 | 10:41:10.771 | 79 | 1:47.487 | +0.468 | 13:08:03.993 | 46 | 1:45.437 | | 11:47:50.525 |
| p15 | 1:47.354 | +0.335 | 10:42:58.125 | 80 | 1:49.306 | +2.287 | 13:09:53.299 | 47 | 1:46.418 | +0.981 | 11:49:36.943 |
| 16 | 8:52.445 | +7:05.426 | 10:51:50.570 | 81 | 1:49.149 | +2.130 | 13:11:42.448 | p48 | 1:42.456 | -2.981 | 11:51:19.399 |
| 17 | 1:47.448 | +0.429 | 10:53:38.018 | 82 | 1:49.604 | +2.585 | 13:13:32.052 | 49 | 7:02.966 | +5:17.529 | 11:58:22.365 |
| 18 | 1:47.937 | +0.918 | 10:55:25.955 | 83 | 1:48.019 | +1.000 | 13:15:20.071 | 50 | 1:48.042 | +2.605 | 12:00:10.407 |
| 19 | 1:49.173 | +2.154 | 10:57:15.128 | 84 | 1:49.594 | +2.575 | 13:17:09.665 | 51 | 1:47.136 | +1.699 | 12:01:57.543 |
| 20 | 1:48.267 | +1.248 | 10:59:03.395 | 85 | 1:48.905 | +1.886 | 13:18:58.570 | 52 | 1:47.239 | +1.802 | 12:03:44.782 |
| 21 | 1:48.491 | +1.472 | 11:00:51.886 | 86 | 1:48.998 | +1.979 | 13:20:47.568 | 53 | 1:48.301 | +2.864 | 12:05:33.083 |
| 22 | 1:47.943 | +0.924 | 11:02:39.829 | 87 | 1:47.664 | +0.645 | 13:22:35.232 | 54 | 1:48.395 | +2.958 | 12:07:21.478 |
| 23 | 1:49.043 | +2.024 | 11:04:28.872 | 88 | 1:48.890 | +1.871 | 13:24:24.122 | 55 | 1:48.655 | +3.218 | 12:09:10.133 |
| 24 | 1:47.761 | +0.742 | 11:06:16.633 | 89 | 1:47.097 | +0.078 | 13:26:11.219 | 56 | 1:48.714 | +3.277 | 12:10:58.847 |
| 25 | 1:48.461 | +1.442 | 11:08:05.094 | 90 | 1:48.730 | +1.711 | 13:27:59.949 | 57 | 1:48.547 | +3.110 | 12:12:47.394 |
| 26 | 1:47.170 | +0.151 | 11:09:52.264 | 91 | 1:49.242 | +2.223 | 13:29:49.191 | 58 | 1:48.836 | +3.399 | 12:14:36.230 |
| 27 | 1:48.763 | +1.744 | 11:11:41.027 | 92 | 1:49.458 | +2.439 | 13:31:38.649 | 59 | 1:48.086 | +2.649 | 12:16:24.316 |
| 28 | 1:47.353 | +0.334 | 11:13:28.380 | 93 | 1:49.077 | +2.058 | 13:33:27.726 | 60 | 1:48.065 | +2.628 | 12:18:12.381 |
| 29 | 1:47.019 | | 11:15:15.399 | 94 | 1:47.911 | +0.892 | 13:35:15.637 | 61 | 1:48.095 | +2.658 | 12:20:00.476 |
| 30 | 1:47.084 | +0.065 | 11:17:02.483 | 95 | 1:49.855 | +2.836 | 13:37:05.492 | 62 | 1:47.548 | +2.111 | 12:21:48.024 |
| p31 | 1:42.922 | -4.097 | 11:18:45.405 | 96 | 1:47.428 | +0.409 | 13:38:52.920 | p63 | 1:41.076 | -4.361 | 12:23:29.100 |
| 32 | 7:03.450 | +5:16.431 | 11:25:48.855 | 97 | 1:47.707 | +0.688 | 13:40:40.627 | 64 | 7:03.236 | +5:17.799 | 12:30:32.336 |
| 33 | 1:52.834 | +5.815 | 11:27:41.689 | (72) D. TEIXEIRA/G. GARCIA/I. TRUDES/L. SIQUEIRA | | | | 65 | 1:47.533 | +2.096 | 12:32:19.869 |
| 34 | 1:50.493 | +3.474 | 11:29:32.182 | 1 | 1:51.235 | +5.798 | 10:17:01.957 | 66 | 1:46.887 | +1.450 | 12:34:06.756 |
| 35 | 1:50.551 | +3.532 | 11:31:22.733 | 2 | 1:45.772 | +0.335 | 10:18:47.729 | 67 | 1:46.949 | +1.512 | 12:35:53.705 |
| | | | | | | | | 68 | 1:45.574 | +0.137 | 12:37:39.279 |



R3 HORAS GOIÂNIA 2023

Evento Domingo

Autodromo de Goiania - GO 3,835 km

R3 Horas

05/02/2023 10:00

Race (3:21:00 and 1 Laps) started at 10:15:07

| Volta | Volta Tm | Diff | Hora do dia | Volta | Volta Tm | Diff | Hora do dia | Volta | Volta Tm | Diff | Hora do dia |
|---|-----------------|------------|--------------|--|-----------|------------|--------------|-------|-----------------|-----------|--------------|
| 69 | 1:46.897 | +1.460 | 12:39:26.176 | 37 | 1:45.038 | +3.043 | 11:36:05.605 | 5 | 1:45.438 | +1.540 | 10:24:03.011 |
| 70 | 1:46.796 | +1.359 | 12:41:12.972 | 38 | 1:43.808 | +1.813 | 11:37:49.413 | 6 | 1:44.889 | +0.991 | 10:25:47.900 |
| 71 | 1:46.058 | +0.621 | 12:42:59.030 | 39 | 1:45.685 | +3.690 | 11:39:35.098 | 7 | 1:44.925 | +1.027 | 10:27:32.825 |
| 72 | 1:46.403 | +0.966 | 12:44:45.433 | 40 | 1:46.317 | +4.322 | 11:41:21.415 | 8 | 1:47.024 | +3.126 | 10:29:19.849 |
| 73 | 1:46.043 | +0.606 | 12:46:31.476 | 41 | 1:46.037 | +4.042 | 11:43:07.452 | 9 | 1:45.158 | +1.260 | 10:31:05.007 |
| 74 | 1:47.567 | +2.130 | 12:48:19.043 | 42 | 1:46.282 | +4.287 | 11:44:53.734 | 10 | 1:45.862 | +1.964 | 10:32:50.869 |
| 75 | 1:46.784 | +1.347 | 12:50:05.827 | 43 | 1:46.464 | +4.469 | 11:46:40.198 | 11 | 1:45.616 | +1.718 | 10:34:36.485 |
| 76 | 1:45.907 | +0.470 | 12:51:51.734 | 44 | 1:46.583 | +4.588 | 11:48:26.781 | 12 | 1:45.808 | +1.910 | 10:36:22.293 |
| 77 | 1:46.850 | +1.413 | 12:53:38.584 | 45 | 1:45.967 | +3.972 | 11:50:12.748 | 13 | 1:45.372 | +1.474 | 10:38:07.665 |
| 78 | 1:47.006 | +1.569 | 12:55:25.590 | 46 | 1:46.502 | +4.507 | 11:51:59.250 | 14 | 1:45.533 | +1.635 | 10:39:53.198 |
| p79 | 1:41.473 | -3.964 | 12:57:07.063 | 47 | 1:46.565 | +4.570 | 11:53:45.815 | 15 | 1:45.164 | +1.266 | 10:41:38.362 |
| 80 | 12:58.367 | +11:12.930 | 13:10:05.430 | 48 | 1:46.669 | +4.674 | 11:55:32.484 | p16 | 1:40.763 | -3.135 | 10:43:19.125 |
| 81 | 1:50.364 | +4.927 | 13:11:55.794 | 49 | 1:47.824 | +5.829 | 11:57:20.308 | 17 | 7:08.610 | +5:24.712 | 10:50:27.735 |
| 82 | 1:50.432 | +4.995 | 13:13:46.226 | 50 | 1:46.720 | +4.725 | 11:59:07.028 | 18 | 1:49.428 | +5.530 | 10:52:17.163 |
| 83 | 1:50.391 | +4.954 | 13:15:36.617 | p51 | 1:43.233 | +1.238 | 12:00:50.261 | 19 | 1:49.341 | +5.443 | 10:54:06.504 |
| 84 | 1:49.685 | +4.248 | 13:17:26.302 | 52 | 11:58.494 | +10:16.499 | 12:12:48.755 | 20 | 1:48.767 | +4.869 | 10:55:55.271 |
| 85 | 1:50.694 | +5.257 | 13:19:16.996 | 53 | 1:47.067 | +5.072 | 12:14:35.822 | 21 | 1:48.174 | +4.276 | 10:57:43.445 |
| 86 | 1:50.723 | +5.286 | 13:21:07.719 | 54 | 1:48.687 | +6.692 | 12:16:24.509 | 22 | 1:48.428 | +4.530 | 10:59:31.873 |
| 87 | 1:50.647 | +5.210 | 13:22:58.366 | 55 | 1:47.824 | +5.829 | 12:18:12.333 | 23 | 1:48.204 | +4.306 | 11:01:20.077 |
| 88 | 1:50.697 | +5.260 | 13:24:49.063 | 56 | 1:47.846 | +5.851 | 12:20:00.179 | 24 | 1:49.092 | +5.194 | 11:03:09.169 |
| 89 | 1:50.998 | +5.561 | 13:26:40.061 | 57 | 1:47.640 | +5.645 | 12:21:47.819 | 25 | 1:49.742 | +5.844 | 11:04:58.911 |
| 90 | 1:51.017 | +5.580 | 13:28:31.078 | 58 | 1:47.554 | +5.559 | 12:23:35.373 | 26 | 1:48.669 | +4.771 | 11:06:47.580 |
| 91 | 1:49.990 | +4.553 | 13:30:21.068 | 59 | 1:48.841 | +6.846 | 12:25:24.214 | 27 | 1:49.344 | +5.446 | 11:08:36.924 |
| 92 | 1:50.607 | +5.170 | 13:32:11.675 | 60 | 1:47.921 | +5.926 | 12:27:12.135 | 28 | 1:48.682 | +4.784 | 11:10:25.606 |
| 93 | 1:50.325 | +4.888 | 13:34:02.000 | 61 | 1:47.665 | +5.670 | 12:28:59.800 | 29 | 1:48.297 | +4.399 | 11:12:13.903 |
| 94 | 1:48.389 | +2.952 | 13:35:50.389 | 62 | 1:48.142 | +6.147 | 12:30:47.942 | 30 | 1:48.175 | +4.277 | 11:14:02.078 |
| 95 | 1:50.158 | +4.721 | 13:37:40.547 | 63 | 1:47.610 | +5.615 | 12:32:35.552 | p31 | 1:44.333 | +0.435 | 11:15:46.411 |
| 96 | 1:50.164 | +4.727 | 13:39:30.711 | 64 | 1:47.140 | +5.145 | 12:34:22.692 | 32 | 8:29.001 | +6:45.103 | 11:24:15.412 |
| (13) C.BALDOINO/J.FASCINELI/V.H. CORREA/V.CORREA | | | | 65 | 1:46.285 | +4.290 | 12:36:08.977 | 33 | 1:49.838 | +5.940 | 11:26:05.250 |
| 1 | 1:51.008 | +9.013 | 10:17:01.792 | 66 | 1:47.251 | +5.256 | 12:37:56.228 | 34 | 1:49.191 | +5.293 | 11:27:54.441 |
| 2 | 1:43.345 | +1.350 | 10:18:45.137 | p67 | 1:40.317 | -1.678 | 12:39:36.545 | 35 | 1:49.393 | +5.495 | 11:29:43.834 |
| 3 | 1:43.040 | +1.045 | 10:20:28.177 | 68 | 6:58.088 | +5:16.093 | 12:46:34.633 | 36 | 1:48.442 | +4.544 | 11:31:32.276 |
| 4 | 1:43.217 | +1.222 | 10:22:11.394 | 69 | 1:46.588 | +4.593 | 12:48:21.221 | 37 | 1:49.180 | +5.282 | 11:33:21.456 |
| 5 | 1:42.277 | +0.282 | 10:23:53.671 | 70 | 1:45.986 | +3.991 | 12:50:07.207 | 38 | 1:48.823 | +4.925 | 11:35:10.279 |
| 6 | 1:43.000 | +1.005 | 10:25:36.671 | 71 | 1:45.244 | +3.249 | 12:51:52.451 | 39 | 1:48.407 | +4.509 | 11:36:58.686 |
| 7 | 1:41.995 | | 10:27:18.666 | 72 | 1:45.747 | +3.752 | 12:53:38.198 | 40 | 1:48.980 | +5.082 | 11:38:47.666 |
| 8 | 1:42.844 | +0.849 | 10:29:01.510 | 73 | 1:47.317 | +5.322 | 12:55:25.515 | 41 | 1:47.716 | +3.818 | 11:40:35.382 |
| 9 | 1:42.634 | +0.639 | 10:30:44.144 | 74 | 1:46.913 | +4.918 | 12:57:12.428 | 42 | 1:49.449 | +5.551 | 11:42:24.831 |
| 10 | 1:43.106 | +1.111 | 10:32:27.250 | 75 | 1:49.220 | +7.225 | 12:59:01.648 | 43 | 1:48.091 | +4.193 | 11:44:12.922 |
| 11 | 1:43.017 | +1.022 | 10:34:10.267 | 76 | 1:48.291 | +6.296 | 13:00:49.939 | 44 | 1:48.901 | +5.003 | 11:46:01.823 |
| 12 | 1:43.175 | +1.180 | 10:35:53.442 | 77 | 1:49.520 | +7.525 | 13:02:39.459 | 45 | 1:48.786 | +4.888 | 11:47:50.609 |
| 13 | 1:43.364 | +1.369 | 10:37:36.806 | p78 | 1:44.599 | +2.604 | 13:04:24.058 | p46 | 1:43.995 | +0.097 | 11:49:34.604 |
| 14 | 1:43.348 | +1.353 | 10:39:20.154 | 79 | 6:52.040 | +5:10.045 | 13:11:16.098 | 47 | 7:04.548 | +5:20.650 | 11:56:39.152 |
| 15 | 1:44.214 | +2.219 | 10:41:04.368 | 80 | 1:43.881 | +1.886 | 13:12:59.979 | 48 | 1:44.841 | +0.943 | 11:58:23.993 |
| 16 | 1:42.558 | +0.563 | 10:42:46.926 | 81 | 1:44.217 | +2.222 | 13:14:44.196 | 49 | 1:45.147 | +1.249 | 12:00:09.140 |
| 17 | 1:43.591 | +1.596 | 10:44:30.517 | 82 | 1:44.191 | +2.196 | 13:16:28.387 | 50 | 1:45.155 | +1.257 | 12:01:54.295 |
| p18 | 1:39.446 | -2.549 | 10:46:09.963 | 83 | 1:43.913 | +1.918 | 13:18:12.300 | 51 | 1:45.104 | +1.206 | 12:03:39.399 |
| 19 | 12:43.859 | +11:01.864 | 10:58:53.822 | 84 | 1:44.137 | +2.142 | 13:19:56.437 | 52 | 1:43.898 | | 12:05:23.297 |
| 20 | 1:47.806 | +5.811 | 11:00:41.628 | 85 | 1:43.835 | +1.840 | 13:21:40.272 | 53 | 1:45.079 | +1.181 | 12:07:08.376 |
| 21 | 1:47.849 | +5.854 | 11:02:29.477 | 86 | 1:43.750 | +1.755 | 13:23:24.022 | 54 | 1:44.522 | +0.624 | 12:08:52.898 |
| 22 | 1:47.034 | +5.039 | 11:04:16.511 | 87 | 1:43.549 | +1.554 | 13:25:07.571 | 55 | 1:44.895 | +0.997 | 12:10:37.793 |
| 23 | 1:49.225 | +7.230 | 11:06:05.736 | 88 | 1:43.416 | +1.421 | 13:26:50.987 | 56 | 1:44.637 | +0.739 | 12:12:22.430 |
| 24 | 1:47.987 | +5.992 | 11:07:53.723 | 89 | 1:43.314 | +1.319 | 13:28:34.301 | 57 | 1:44.864 | +0.966 | 12:14:07.294 |
| 25 | 1:47.293 | +5.298 | 11:09:41.016 | 90 | 1:43.457 | +1.462 | 13:30:17.758 | 58 | 1:45.816 | +1.918 | 12:15:53.110 |
| 26 | 1:45.727 | +3.732 | 11:11:26.743 | 91 | 1:44.422 | +2.427 | 13:32:02.180 | 59 | 1:44.843 | +0.945 | 12:17:37.953 |
| 27 | 1:46.124 | +4.129 | 11:13:12.867 | 92 | 1:43.677 | +1.682 | 13:33:45.857 | 60 | 1:45.055 | +1.157 | 12:19:23.008 |
| 28 | 1:46.452 | +4.457 | 11:14:59.319 | 93 | 1:42.967 | +0.972 | 13:35:28.824 | 61 | 1:45.461 | +1.563 | 12:21:08.469 |
| 29 | 1:47.546 | +5.551 | 11:16:46.865 | 94 | 1:43.171 | +1.176 | 13:37:11.995 | p62 | 1:38.993 | -4.905 | 12:22:47.462 |
| 30 | 1:46.966 | +4.971 | 11:18:33.831 | 95 | 1:43.437 | +1.442 | 13:38:55.432 | 63 | 7:10.762 | +5:26.864 | 12:29:58.224 |
| 31 | 1:46.858 | +4.863 | 11:20:20.689 | p96 | 1:56.669 | +14.674 | 13:40:52.101 | 64 | 1:49.921 | +6.023 | 12:31:48.145 |
| 32 | 1:46.959 | +4.964 | 11:22:07.648 | (7) J.TIMO/O.FILHO/V.FLORES/O.FLORES/W.BARROS | | | | 65 | 1:47.339 | +3.441 | 12:33:35.484 |
| 33 | 1:47.255 | +5.260 | 11:23:54.903 | 1 | 1:50.778 | +6.880 | 10:17:03.934 | 66 | 1:47.321 | +3.423 | 12:35:22.805 |
| p34 | 1:41.235 | -0.760 | 11:25:36.138 | 2 | 1:44.640 | +0.742 | 10:18:48.574 | 67 | 1:47.067 | +3.169 | 12:37:09.872 |
| 35 | 6:59.403 | +5:17.408 | 11:32:35.541 | 3 | 1:44.419 | +0.521 | 10:20:32.993 | 68 | 1:47.597 | +3.699 | 12:38:57.469 |
| 36 | 1:45.026 | +3.031 | 11:34:20.567 | 4 | 1:44.580 | +0.682 | 10:22:17.573 | 69 | 1:46.982 | +3.084 | 12:40:44.451 |
| | | | | | | | | 70 | 1:46.391 | +2.493 | 12:42:30.842 |



R3 HORAS GOIÂNIA 2023

Evento Domingo

Autodromo de Goiania - GO 3,835 km

R3 Horas

05/02/2023 10:00

Race (3:21:00 and 1 Laps) started at 10:15:07

| Volta | Volta Tm | Diff | Hora do dia | Volta | Volta Tm | Diff | Hora do dia | Volta | Volta Tm | Diff | Hora do dia |
|---|-----------|------------|--------------|--|-----------------|-----------|--------------|-------|-----------------|------------|--------------|
| 71 | 1:47.306 | +3.408 | 12:44:18.148 | 40 | 1:46.247 | +0.846 | 11:44:18.646 | 9 | 1:45.280 | +0.065 | 10:31:16.761 |
| 72 | 1:47.105 | +3.207 | 12:46:05.253 | 41 | 1:46.748 | +1.347 | 11:46:05.394 | 10 | 1:45.530 | +0.315 | 10:33:02.291 |
| 73 | 1:47.778 | +3.880 | 12:47:53.031 | 42 | 1:45.401 | | 11:47:50.795 | 11 | 1:46.101 | +0.886 | 10:34:48.392 |
| 74 | 1:47.230 | +3.332 | 12:49:40.261 | 43 | 1:46.243 | +0.842 | 11:49:37.038 | 12 | 1:45.958 | +0.743 | 10:36:34.350 |
| 75 | 1:47.957 | +4.059 | 12:51:28.218 | 44 | 1:46.660 | +1.259 | 11:51:23.698 | 13 | 1:45.933 | +0.718 | 10:38:20.283 |
| 76 | 1:46.457 | +2.559 | 12:53:14.675 | 45 | 1:47.369 | +1.968 | 11:53:11.067 | 14 | 1:46.489 | +1.274 | 10:40:06.772 |
| 77 | 1:47.293 | +3.395 | 12:55:01.968 | 46 | 1:48.243 | +2.842 | 11:54:59.310 | 15 | 1:46.520 | +1.305 | 10:41:53.292 |
| p78 | 1:43.884 | -0.014 | 12:56:45.852 | 47 | 1:48.295 | +2.894 | 11:56:47.605 | 16 | 1:46.576 | +1.361 | 10:43:39.868 |
| 79 | 13:19.354 | +11:35.456 | 13:10:05.206 | p48 | 1:41.097 | -4.304 | 11:58:28.702 | p17 | 1:43.785 | -1.430 | 10:45:23.653 |
| 80 | 1:48.843 | +4.945 | 13:11:54.049 | 49 | 7:07.424 | +5:22.023 | 12:05:36.126 | 18 | 8:18.691 | +6:33.476 | 10:53:42.344 |
| 81 | 1:49.651 | +5.753 | 13:13:43.700 | 50 | 1:49.650 | +4.249 | 12:07:25.776 | 19 | 1:54.131 | +8.916 | 10:55:36.475 |
| 82 | 1:48.463 | +4.565 | 13:15:32.163 | 51 | 1:48.823 | +3.422 | 12:09:14.599 | 20 | 1:52.900 | +7.685 | 10:57:29.375 |
| 83 | 1:48.789 | +4.891 | 13:17:20.952 | 52 | 1:48.349 | +2.948 | 12:11:02.948 | 21 | 1:51.920 | +6.705 | 10:59:21.295 |
| 84 | 1:47.410 | +3.512 | 13:19:08.362 | 53 | 1:49.817 | +4.416 | 12:12:52.765 | 22 | 1:53.890 | +8.675 | 11:01:15.185 |
| 85 | 1:48.830 | +4.932 | 13:20:57.192 | 54 | 1:49.133 | +3.732 | 12:14:41.898 | 23 | 1:54.035 | +8.820 | 11:03:09.220 |
| 86 | 1:47.921 | +4.023 | 13:22:45.113 | 55 | 1:48.787 | +3.386 | 12:16:30.685 | 24 | 1:53.139 | +7.924 | 11:05:02.359 |
| 87 | 1:48.769 | +4.871 | 13:24:33.882 | 56 | 1:49.677 | +4.276 | 12:18:20.362 | 25 | 1:53.786 | +8.571 | 11:06:56.145 |
| 88 | 1:52.409 | +8.511 | 13:26:26.291 | 57 | 1:49.474 | +4.073 | 12:20:09.836 | 26 | 1:53.011 | +7.796 | 11:08:49.156 |
| 89 | 1:49.777 | +5.879 | 13:28:16.068 | 58 | 1:49.440 | +4.039 | 12:21:59.276 | 27 | 1:52.894 | +7.679 | 11:10:42.050 |
| 90 | 1:50.063 | +6.165 | 13:30:06.131 | 59 | 1:48.980 | +3.579 | 12:23:48.256 | 28 | 1:53.288 | +8.073 | 11:12:35.338 |
| 91 | 1:50.548 | +6.650 | 13:31:56.679 | 60 | 1:50.539 | +5.138 | 12:25:38.795 | 29 | 1:52.497 | +7.282 | 11:14:27.835 |
| 92 | 1:48.588 | +4.690 | 13:33:45.267 | 61 | 1:49.480 | +4.079 | 12:27:28.275 | 30 | 1:52.754 | +7.539 | 11:16:20.589 |
| 93 | 1:48.805 | +4.907 | 13:35:34.072 | 62 | 1:49.055 | +3.654 | 12:29:17.330 | 31 | 1:52.591 | +7.376 | 11:18:13.180 |
| 94 | 1:48.044 | +4.146 | 13:37:22.116 | 63 | 1:50.283 | +4.882 | 12:31:07.613 | p32 | 1:54.515 | +9.300 | 11:20:07.695 |
| 95 | 1:48.032 | +4.134 | 13:39:10.148 | p64 | 1:42.795 | -2.606 | 12:32:50.408 | 33 | 12:14.419 | +10:29.204 | 11:32:22.114 |
| (111) A. PEREIRA/A. BRAGA/E. NUNES/G. VIEIRA | | | | 65 | 7:18.524 | +5:33.123 | 12:40:08.932 | 34 | 1:51.261 | +6.046 | 11:34:13.375 |
| 1 | 1:52.560 | +7.159 | 10:17:11.699 | 66 | 1:49.376 | +3.975 | 12:41:58.308 | 35 | 1:51.457 | +6.242 | 11:36:04.832 |
| 2 | 1:47.674 | +2.273 | 10:18:59.373 | 67 | 1:48.976 | +3.575 | 12:43:47.284 | 36 | 1:50.338 | +5.123 | 11:37:55.170 |
| 3 | 1:47.593 | +2.192 | 10:20:46.966 | 68 | 1:48.757 | +3.356 | 12:45:36.041 | 37 | 1:51.763 | +6.548 | 11:39:46.933 |
| 4 | 1:47.560 | +2.159 | 10:22:34.526 | 69 | 1:48.740 | +3.339 | 12:47:24.781 | 38 | 1:49.786 | +4.571 | 11:41:36.719 |
| 5 | 1:47.799 | +2.398 | 10:24:22.325 | 70 | 1:49.069 | +3.668 | 12:49:13.850 | 39 | 1:49.841 | +4.626 | 11:43:26.560 |
| 6 | 1:49.162 | +3.761 | 10:26:11.487 | 71 | 1:49.504 | +4.103 | 12:51:03.354 | 40 | 1:49.265 | +4.050 | 11:45:15.825 |
| 7 | 1:48.952 | +3.551 | 10:28:00.439 | 72 | 1:49.217 | +3.816 | 12:52:52.571 | 41 | 1:49.811 | +4.596 | 11:47:05.636 |
| 8 | 1:49.011 | +3.610 | 10:29:49.450 | 73 | 1:48.940 | +3.539 | 12:54:41.511 | 42 | 1:50.955 | +5.740 | 11:48:56.591 |
| 9 | 1:49.096 | +3.695 | 10:31:38.546 | 74 | 1:49.477 | +4.076 | 12:56:30.988 | 43 | 1:49.016 | +3.801 | 11:50:45.607 |
| 10 | 1:49.340 | +3.939 | 10:33:27.886 | 75 | 1:48.558 | +3.157 | 12:58:19.546 | 44 | 1:50.338 | +5.123 | 11:52:35.945 |
| 11 | 1:49.184 | +3.783 | 10:35:17.070 | 76 | 1:49.942 | +4.541 | 13:00:09.488 | 45 | 1:51.066 | +5.851 | 11:54:27.011 |
| 12 | 1:49.435 | +4.034 | 10:37:06.505 | 77 | 1:50.399 | +4.998 | 13:01:59.887 | 46 | 1:51.079 | +5.864 | 11:56:18.090 |
| 13 | 1:49.003 | +3.602 | 10:38:55.508 | p78 | 1:44.697 | -0.704 | 13:03:44.584 | 47 | 1:50.616 | +5.401 | 11:58:08.706 |
| 14 | 1:48.865 | +3.464 | 10:40:44.373 | 79 | 7:03.775 | +5:18.374 | 13:10:48.359 | p48 | 1:43.035 | -2.180 | 11:59:51.741 |
| 15 | 1:49.052 | +3.651 | 10:42:33.425 | 80 | 1:47.568 | +2.167 | 13:12:35.927 | 49 | 7:07.649 | +5:22.434 | 12:06:59.390 |
| 16 | 1:51.419 | +6.018 | 10:44:24.844 | 81 | 1:45.880 | +0.479 | 13:14:21.807 | 50 | 1:47.352 | +2.137 | 12:08:46.742 |
| p17 | 1:43.705 | -1.696 | 10:46:08.549 | 82 | 1:46.614 | +1.213 | 13:16:08.421 | 51 | 1:46.752 | +1.537 | 12:10:33.494 |
| 18 | 8:05.578 | +6:20.177 | 10:54:14.127 | 83 | 1:46.446 | +1.045 | 13:17:54.867 | 52 | 1:46.548 | +1.333 | 12:12:20.042 |
| 19 | 1:50.181 | +4.780 | 10:56:04.308 | 84 | 1:46.581 | +1.180 | 13:19:41.448 | 53 | 1:45.314 | +0.099 | 12:14:05.356 |
| 20 | 1:49.687 | +4.286 | 10:57:53.995 | 85 | 1:46.971 | +1.570 | 13:21:28.419 | 54 | 1:46.396 | +1.181 | 12:15:51.752 |
| 21 | 1:50.132 | +4.731 | 10:59:44.127 | 86 | 1:48.306 | +2.905 | 13:23:16.725 | 55 | 1:45.818 | +0.603 | 12:17:37.570 |
| 22 | 1:48.555 | +3.154 | 11:01:32.682 | 87 | 1:47.541 | +2.140 | 13:25:04.266 | 56 | 1:45.692 | +0.477 | 12:19:23.262 |
| 23 | 1:50.179 | +4.778 | 11:03:22.861 | 88 | 1:47.562 | +2.161 | 13:26:51.828 | 57 | 1:45.456 | +0.241 | 12:21:08.718 |
| 24 | 1:50.641 | +5.240 | 11:05:13.502 | 89 | 1:47.128 | +1.727 | 13:28:38.956 | 58 | 1:45.215 | | 12:22:53.933 |
| 25 | 1:50.043 | +4.642 | 11:07:03.545 | 90 | 1:47.227 | +1.826 | 13:30:26.183 | 59 | 1:46.076 | +0.861 | 12:24:40.009 |
| 26 | 1:50.359 | +4.958 | 11:08:53.904 | 91 | 1:47.510 | +2.109 | 13:32:13.693 | 60 | 1:47.366 | +2.151 | 12:26:27.375 |
| 27 | 1:48.818 | +3.417 | 11:10:42.722 | 92 | 1:48.214 | +2.813 | 13:34:01.907 | 61 | 1:47.053 | +1.838 | 12:28:14.428 |
| 28 | 1:50.211 | +4.810 | 11:12:32.933 | 93 | 1:47.346 | +1.945 | 13:35:49.253 | 62 | 1:46.394 | +1.179 | 12:30:00.822 |
| 29 | 1:50.453 | +5.052 | 11:14:23.386 | 94 | 1:48.158 | +2.757 | 13:37:37.411 | 63 | 1:47.652 | +2.437 | 12:31:48.474 |
| 30 | 1:48.714 | +3.313 | 11:16:12.100 | 95 | 1:48.941 | +3.540 | 13:39:26.352 | p64 | 1:41.003 | -4.212 | 12:33:29.477 |
| 31 | 1:49.403 | +4.002 | 11:18:01.503 | (99) J. MCDONALDS/L. MARQUES/R. LOPES | | | | 65 | 7:05.817 | +5:20.602 | 12:40:35.294 |
| p32 | 1:44.187 | -1.214 | 11:19:45.690 | 1 | 1:52.856 | +7.641 | 10:17:09.396 | 66 | 1:52.507 | +7.292 | 12:42:27.801 |
| 33 | 12:06.404 | +10:21.003 | 11:31:52.094 | 2 | 1:47.157 | +1.942 | 10:18:56.553 | 67 | 1:51.526 | +6.311 | 12:44:19.327 |
| 34 | 1:48.110 | +2.709 | 11:33:40.204 | 3 | 1:46.059 | +0.844 | 10:20:42.612 | 68 | 1:51.604 | +6.389 | 12:46:10.931 |
| 35 | 1:47.306 | +1.905 | 11:35:27.510 | 4 | 1:45.762 | +0.547 | 10:22:28.374 | 69 | 1:51.781 | +6.566 | 12:48:02.712 |
| 36 | 1:45.737 | +0.336 | 11:37:13.247 | 5 | 1:45.292 | +0.077 | 10:24:13.666 | 70 | 1:51.967 | +6.752 | 12:49:54.679 |
| 37 | 1:46.714 | +1.313 | 11:38:59.961 | 6 | 1:45.416 | +0.201 | 10:25:59.082 | 71 | 1:52.104 | +6.889 | 12:51:46.783 |
| 38 | 1:46.087 | +0.686 | 11:40:46.048 | 7 | 1:45.806 | +0.591 | 10:27:44.888 | 72 | 1:52.553 | +7.338 | 12:53:39.336 |
| 39 | 1:46.351 | +0.950 | 11:42:32.399 | 8 | 1:46.593 | +1.378 | 10:29:31.481 | 73 | 1:51.789 | +6.574 | 12:55:31.125 |
| | | | | | | | | 74 | 1:53.018 | +7.803 | 12:57:24.143 |

R3 HORAS GOIÂNIA 2023

Evento Domingo

Autodromo de Goiania - GO 3,835 km

R3 Horas

05/02/2023 10:00

Race (3:21:00 and 1 Laps) started at 10:15:07

| Volta | Volta Tm | Diff | Hora do dia | Volta | Volta Tm | Diff | Hora do dia | Volta | Volta Tm | Diff | Hora do dia |
|-------|----------|-----------|--------------|-------|----------|-----------|--------------|-------|-----------|------------|--------------|
| 75 | 1:52.557 | +7.342 | 12:59:16.700 | 45 | 1:55.087 | +7.359 | 11:50:45.163 | 15 | 1:47.543 | +2.278 | 10:42:07.420 |
| 76 | 1:52.927 | +7.712 | 13:01:09.627 | p46 | 1:50.264 | +2.536 | 11:52:35.427 | 16 | 1:47.495 | +2.230 | 10:43:54.915 |
| 77 | 1:53.550 | +8.335 | 13:03:03.177 | 47 | 7:09.978 | +5:22.250 | 11:59:45.405 | p17 | 1:42.631 | -2.634 | 10:45:37.546 |
| 78 | 1:52.408 | +7.193 | 13:04:55.585 | 48 | 1:48.919 | +1.191 | 12:01:34.324 | 18 | 7:39.883 | +5:54.618 | 10:53:17.429 |
| 79 | 1:53.590 | +8.375 | 13:06:49.175 | 49 | 1:49.130 | +1.402 | 12:03:23.454 | 19 | 2:01.315 | +16.050 | 10:55:18.744 |
| p80 | 1:48.101 | +2.886 | 13:08:37.276 | 50 | 1:49.473 | +1.745 | 12:05:12.927 | 20 | 2:00.951 | +15.686 | 10:57:19.695 |
| 81 | 7:29.326 | +5:44.111 | 13:16:06.602 | 51 | 1:48.950 | +1.222 | 12:07:01.877 | 21 | 1:58.754 | +13.489 | 10:59:18.449 |
| 82 | 1:50.753 | +5.538 | 13:17:57.355 | 52 | 1:48.915 | +1.187 | 12:08:50.792 | 22 | 1:59.491 | +14.226 | 11:01:17.940 |
| 83 | 1:50.651 | +5.436 | 13:19:48.006 | 53 | 1:48.432 | +0.704 | 12:10:39.224 | 23 | 2:01.658 | +16.393 | 11:03:19.598 |
| 84 | 1:50.023 | +4.808 | 13:21:38.029 | 54 | 1:49.661 | +1.933 | 12:12:28.885 | 24 | 2:00.684 | +15.419 | 11:05:20.282 |
| 85 | 1:49.977 | +4.762 | 13:23:28.006 | 55 | 1:50.156 | +2.428 | 12:14:19.041 | 25 | 2:01.303 | +16.038 | 11:07:21.585 |
| 86 | 1:50.617 | +5.402 | 13:25:18.623 | 56 | 1:50.380 | +2.652 | 12:16:09.421 | 26 | 2:00.416 | +15.151 | 11:09:22.001 |
| 87 | 1:49.898 | +4.683 | 13:27:08.521 | 57 | 1:52.145 | +4.417 | 12:18:01.566 | 27 | 1:59.561 | +14.296 | 11:11:21.562 |
| 88 | 1:50.297 | +5.082 | 13:28:58.818 | 58 | 1:50.160 | +2.432 | 12:19:51.726 | 28 | 1:59.653 | +14.388 | 11:13:21.215 |
| 89 | 1:50.447 | +5.232 | 13:30:49.265 | 59 | 1:49.409 | +1.681 | 12:21:41.135 | 29 | 2:00.438 | +15.173 | 11:15:21.653 |
| 90 | 1:52.275 | +7.060 | 13:32:41.540 | 60 | 1:49.768 | +2.040 | 12:23:30.903 | 30 | 1:59.505 | +14.240 | 11:17:21.158 |
| 91 | 1:49.871 | +4.656 | 13:34:31.411 | 61 | 1:49.596 | +1.868 | 12:25:20.499 | p31 | 1:57.247 | +11.982 | 11:19:18.405 |
| 92 | 1:50.828 | +5.613 | 13:36:22.239 | p62 | 1:49.653 | +1.925 | 12:27:10.152 | 32 | 12:13.219 | +10:27.954 | 11:31:31.624 |
| 93 | 1:50.609 | +5.394 | 13:38:12.848 | 63 | 7:11.694 | +5:23.966 | 12:34:21.846 | 33 | 1:45.878 | +0.613 | 11:33:17.502 |
| 94 | 1:50.696 | +5.481 | 13:40:03.544 | 64 | 1:55.654 | +7.926 | 12:36:17.500 | 34 | 1:46.398 | +1.133 | 11:35:03.900 |
| | | | | 65 | 1:56.420 | +8.692 | 12:38:13.920 | 35 | 1:45.836 | +0.571 | 11:36:49.736 |
| | | | | 66 | 1:55.188 | +7.460 | 12:40:09.108 | 36 | 1:46.820 | +1.555 | 11:38:36.556 |
| | | | | 67 | 1:53.358 | +5.630 | 12:42:02.466 | 37 | 1:45.750 | +0.485 | 11:40:22.306 |
| | | | | 68 | 1:53.989 | +6.261 | 12:43:56.455 | 38 | 1:46.383 | +1.118 | 11:42:08.689 |
| | | | | 69 | 1:53.738 | +6.010 | 12:45:50.193 | 39 | 1:46.565 | +1.300 | 11:43:55.254 |
| | | | | 70 | 1:54.235 | +6.507 | 12:47:44.428 | 40 | 1:46.260 | +0.995 | 11:45:41.514 |
| | | | | 71 | 1:54.829 | +7.101 | 12:49:39.257 | 41 | 1:48.400 | +3.135 | 11:47:29.914 |
| | | | | 72 | 1:54.664 | +6.936 | 12:51:33.921 | 42 | 1:46.861 | +1.596 | 11:49:16.775 |
| | | | | 73 | 2:02.873 | +15.145 | 12:53:36.794 | 43 | 1:46.603 | +1.338 | 11:51:03.378 |
| | | | | 74 | 1:54.448 | +6.720 | 12:55:31.242 | 44 | 1:46.347 | +1.082 | 11:52:49.725 |
| | | | | 75 | 1:53.786 | +6.058 | 12:57:25.028 | 45 | 1:46.615 | +1.350 | 11:54:36.340 |
| | | | | 76 | 1:54.011 | +6.283 | 12:59:19.039 | 46 | 1:46.591 | +1.326 | 11:56:22.931 |
| | | | | p77 | 1:49.874 | +2.146 | 13:01:08.913 | p47 | 1:42.407 | -2.858 | 11:58:05.338 |
| | | | | 78 | 8:33.512 | +6:45.784 | 13:09:42.425 | 48 | 7:00.810 | +5:15.545 | 12:05:06.148 |
| | | | | 79 | 1:55.574 | +7.846 | 13:11:37.999 | 49 | 1:48.166 | +2.901 | 12:06:54.314 |
| | | | | 80 | 1:55.412 | +7.684 | 13:13:33.411 | 50 | 1:47.184 | +1.919 | 12:08:41.498 |
| | | | | 81 | 1:55.348 | +7.620 | 13:15:28.759 | 51 | 1:47.230 | +1.965 | 12:10:28.728 |
| | | | | 82 | 1:55.502 | +7.774 | 13:17:24.261 | 52 | 1:47.575 | +2.310 | 12:12:16.303 |
| | | | | 83 | 1:54.216 | +6.488 | 13:19:18.477 | 53 | 1:47.481 | +2.216 | 12:14:03.784 |
| | | | | 84 | 1:54.280 | +6.552 | 13:21:12.757 | 54 | 1:47.879 | +2.614 | 12:15:51.663 |
| | | | | 85 | 1:54.633 | +6.905 | 13:23:07.390 | 55 | 1:45.852 | +0.587 | 12:17:37.515 |
| | | | | 86 | 1:56.718 | +8.990 | 13:25:04.108 | 56 | 1:47.395 | +2.130 | 12:19:24.910 |
| | | | | 87 | 1:53.370 | +5.642 | 13:26:57.478 | 57 | 1:46.566 | +1.301 | 12:21:11.476 |
| | | | | 88 | 1:54.055 | +6.327 | 13:28:51.533 | 58 | 1:47.405 | +2.140 | 12:22:58.881 |
| | | | | 89 | 1:55.070 | +7.342 | 13:30:46.603 | 59 | 1:47.558 | +2.293 | 12:24:46.439 |
| | | | | 90 | 1:54.970 | +7.242 | 13:32:41.573 | 60 | 1:48.304 | +3.039 | 12:26:34.743 |
| | | | | 91 | 1:54.006 | +6.278 | 13:34:35.579 | 61 | 1:47.590 | +2.325 | 12:28:22.333 |
| | | | | 92 | 1:55.240 | +7.512 | 13:36:30.819 | 62 | 1:47.612 | +2.347 | 12:30:09.945 |
| | | | | 93 | 1:55.027 | +7.299 | 13:38:25.846 | p63 | 1:41.621 | -3.644 | 12:31:51.566 |
| | | | | 94 | 1:55.663 | +7.935 | 13:40:21.509 | 64 | 7:35.076 | +5:49.811 | 12:39:26.642 |
| | | | | | | | | 65 | 2:00.420 | +15.155 | 12:41:27.062 |
| | | | | | | | | 66 | 2:00.812 | +15.547 | 12:43:27.874 |
| | | | | | | | | 67 | 2:00.534 | +15.269 | 12:45:28.408 |
| | | | | | | | | 68 | 2:00.836 | +15.571 | 12:47:29.244 |
| | | | | | | | | 69 | 2:00.482 | +15.217 | 12:49:29.726 |
| | | | | | | | | 70 | 2:00.769 | +15.504 | 12:51:30.495 |
| | | | | | | | | 71 | 2:00.433 | +15.168 | 12:53:30.928 |
| | | | | | | | | 72 | 1:59.975 | +14.710 | 12:55:30.903 |
| | | | | | | | | 73 | 1:59.633 | +14.368 | 12:57:30.536 |
| | | | | | | | | 74 | 1:59.748 | +14.483 | 12:59:30.284 |
| | | | | | | | | 75 | 1:59.889 | +14.624 | 13:01:30.173 |
| | | | | | | | | 76 | 1:59.634 | +14.369 | 13:03:29.807 |
| | | | | | | | | p77 | 1:56.550 | +11.285 | 13:05:26.357 |
| | | | | | | | | 78 | 7:11.224 | +5:25.959 | 13:12:37.581 |
| | | | | | | | | 79 | 1:45.265 | | 13:14:22.846 |
| | | | | | | | | 80 | 1:45.606 | +0.341 | 13:16:08.452 |



R3 HORAS GOIÂNIA 2023

Evento Domingo

Autodromo de Goiania - GO 3,835 km

R3 Horas

05/02/2023 10:00

Race (3:21:00 and 1 Laps) started at 10:15:07

| Volta | Volta Tm | Diff | Hora do dia | Volta | Volta Tm | Diff | Hora do dia | Volta | Volta Tm | Diff | Hora do dia |
|---|-----------------|-----------|--------------|--|-----------------|-----------|--------------|-------|-----------------|-----------|--------------|
| 81 | 1:46.438 | +1.173 | 13:17:54.890 | 52 | 1:53.561 | +10.323 | 12:06:13.738 | 24 | 1:58.359 | +9.866 | 11:05:27.297 |
| 82 | 1:47.359 | +2.094 | 13:19:42.249 | 53 | 1:53.402 | +10.164 | 12:08:07.140 | 25 | 1:56.890 | +8.397 | 11:07:24.187 |
| 83 | 1:46.127 | +0.862 | 13:21:28.376 | 54 | 1:53.143 | +9.905 | 12:10:00.283 | 26 | 1:55.998 | +7.505 | 11:09:20.185 |
| 84 | 1:45.645 | +0.380 | 13:23:14.021 | 55 | 1:52.491 | +9.253 | 12:11:52.774 | 27 | 1:57.119 | +8.626 | 11:11:17.304 |
| 85 | 1:46.687 | +1.422 | 13:25:00.708 | 56 | 1:52.684 | +9.446 | 12:13:45.458 | 28 | 1:55.962 | +7.469 | 11:13:13.266 |
| 86 | 1:46.439 | +1.174 | 13:26:47.147 | 57 | 1:53.648 | +10.410 | 12:15:39.106 | p29 | 1:49.632 | +1.139 | 11:15:02.898 |
| 87 | 1:46.650 | +1.385 | 13:28:33.797 | 58 | 1:53.792 | +10.554 | 12:17:32.898 | 30 | 7:34.488 | +5:45.995 | 11:22:37.386 |
| 88 | 1:45.699 | +0.434 | 13:30:19.496 | 59 | 1:53.667 | +10.429 | 12:19:26.565 | 31 | 1:54.932 | +6.439 | 11:24:32.318 |
| 89 | 1:46.483 | +1.218 | 13:32:05.979 | 60 | 1:52.193 | +8.955 | 12:21:18.758 | 32 | 1:54.556 | +6.063 | 11:26:26.874 |
| 90 | 1:48.411 | +3.146 | 13:33:54.390 | 61 | 1:52.257 | +9.019 | 12:23:11.015 | 33 | 1:53.772 | +5.279 | 11:28:20.646 |
| 91 | 1:46.321 | +1.056 | 13:35:40.711 | 62 | 1:52.151 | +8.913 | 12:25:03.166 | 34 | 1:53.519 | +5.026 | 11:30:14.165 |
| 92 | 1:47.307 | +2.042 | 13:37:28.018 | 63 | 1:52.203 | +8.965 | 12:26:55.369 | 35 | 1:53.073 | +4.580 | 11:32:07.238 |
| 93 | 1:50.199 | +4.934 | 13:39:18.217 | p64 | 1:48.300 | +5.062 | 12:28:43.669 | 36 | 1:53.351 | +4.858 | 11:34:00.589 |
| (44) D. HILEL/J. ABOUDD/M. V. HERINGER/M. ABOUDD | | | | 65 | 7:01.761 | +5:18.523 | 12:35:45.430 | 37 | 1:53.032 | +4.539 | 11:35:53.621 |
| 1 | 1:49.622 | +6.384 | 10:17:00.485 | 66 | 1:47.113 | +3.875 | 12:37:32.543 | 38 | 1:52.740 | +4.247 | 11:37:46.361 |
| 2 | 1:45.221 | +1.983 | 10:18:45.706 | 67 | 1:48.385 | +5.147 | 12:39:20.928 | 39 | 1:52.531 | +4.038 | 11:39:38.892 |
| 3 | 1:43.683 | +0.445 | 10:20:29.389 | 68 | 1:46.748 | +3.510 | 12:41:07.676 | 40 | 1:51.695 | +3.202 | 11:41:30.587 |
| 4 | 1:43.269 | +0.031 | 10:22:12.658 | 69 | 1:47.596 | +4.358 | 12:42:55.272 | 41 | 1:51.114 | +2.621 | 11:43:21.701 |
| 5 | 1:43.238 | | 10:23:55.896 | 70 | 1:47.814 | +4.576 | 12:44:43.086 | 42 | 1:51.777 | +3.284 | 11:45:13.478 |
| 6 | 1:43.979 | +0.741 | 10:25:39.875 | 71 | 1:48.326 | +5.088 | 12:46:31.412 | p43 | 1:48.493 | | 11:47:01.971 |
| 7 | 1:44.902 | +1.664 | 10:27:24.777 | 72 | 1:47.809 | +4.571 | 12:48:19.221 | 44 | 7:19.720 | +5:31.227 | 11:54:21.691 |
| 8 | 1:45.128 | +1.890 | 10:29:09.905 | 73 | 1:46.520 | +3.282 | 12:50:05.741 | 45 | 1:52.978 | +4.485 | 11:56:14.669 |
| 9 | 1:45.565 | +2.327 | 10:30:55.470 | 74 | 1:46.356 | +3.118 | 12:51:52.097 | 46 | 1:52.894 | +4.401 | 11:58:07.563 |
| 10 | 1:44.612 | +1.374 | 10:32:40.082 | 75 | 1:46.367 | +3.129 | 12:53:38.464 | 47 | 1:52.797 | +4.304 | 12:00:00.360 |
| 11 | 1:44.656 | +1.418 | 10:34:24.738 | 76 | 1:46.997 | +3.759 | 12:55:25.461 | 48 | 1:51.453 | +2.960 | 12:01:51.813 |
| 12 | 1:44.242 | +1.004 | 10:36:08.980 | 77 | 1:47.578 | +4.340 | 12:57:13.039 | 49 | 1:52.800 | +4.307 | 12:03:44.613 |
| 13 | 1:44.029 | +0.791 | 10:37:53.009 | 78 | 1:49.258 | +6.020 | 12:59:02.297 | 50 | 1:50.941 | +2.448 | 12:05:35.554 |
| 14 | 1:44.217 | +0.979 | 10:39:37.226 | 79 | 1:48.380 | +5.142 | 13:00:50.677 | 51 | 1:51.262 | +2.769 | 12:07:26.816 |
| 15 | 1:44.953 | +1.715 | 10:41:22.179 | p80 | 1:43.185 | -0.053 | 13:02:33.862 | 52 | 1:50.615 | +2.122 | 12:09:17.431 |
| 16 | 1:45.712 | +2.474 | 10:43:07.891 | 81 | 8:56.902 | +7:13.664 | 13:11:30.764 | 53 | 1:51.173 | +2.680 | 12:11:08.604 |
| p17 | 1:40.644 | -2.594 | 10:44:48.535 | 82 | 1:44.845 | +1.607 | 13:13:15.609 | 54 | 1:51.790 | +3.297 | 12:13:00.394 |
| 18 | 7:13.504 | +5:30.266 | 10:52:02.039 | 83 | 1:46.176 | +2.938 | 13:15:01.785 | 55 | 1:52.900 | +4.407 | 12:14:53.294 |
| 19 | 1:47.357 | +4.119 | 10:53:49.396 | 84 | 1:47.154 | +3.916 | 13:16:48.939 | 56 | 1:51.805 | +3.312 | 12:16:45.099 |
| 20 | 1:47.618 | +4.380 | 10:55:37.014 | 85 | 1:46.573 | +3.335 | 13:18:35.512 | 57 | 1:53.218 | +4.725 | 12:18:38.317 |
| 21 | 1:46.921 | +3.683 | 10:57:23.935 | 86 | 1:46.205 | +2.967 | 13:20:21.717 | p58 | 1:48.842 | +0.349 | 12:20:27.159 |
| 22 | 1:47.538 | +4.300 | 10:59:11.473 | 87 | 1:44.751 | +1.513 | 13:22:06.468 | 59 | 7:18.742 | +5:30.249 | 12:27:45.901 |
| 23 | 1:47.508 | +4.270 | 11:00:58.981 | 88 | 1:45.477 | +2.239 | 13:23:51.945 | 60 | 1:57.277 | +8.784 | 12:29:43.178 |
| 24 | 1:47.265 | +4.027 | 11:02:46.246 | 89 | 1:45.074 | +1.836 | 13:25:37.019 | 61 | 1:56.744 | +8.251 | 12:31:39.922 |
| 25 | 1:47.585 | +4.347 | 11:04:33.831 | 90 | 1:45.795 | +2.557 | 13:27:22.814 | 62 | 1:55.930 | +7.437 | 12:33:35.852 |
| 26 | 1:48.601 | +5.363 | 11:06:22.432 | 91 | 1:45.081 | +1.843 | 13:29:07.895 | 63 | 1:56.293 | +7.800 | 12:35:32.145 |
| 27 | 1:47.715 | +4.477 | 11:08:10.147 | p92 | 4:56.551 | +3:13.313 | 13:34:04.446 | 64 | 1:55.376 | +6.883 | 12:37:27.521 |
| 28 | 1:48.329 | +5.091 | 11:09:58.476 | (3) C.MASSUI/L.MARQUES/L.F.XAVIER | | | | 65 | 1:55.490 | +6.997 | 12:39:23.011 |
| 29 | 1:47.763 | +4.525 | 11:11:46.239 | 1 | 1:55.642 | +7.149 | 10:17:09.475 | 66 | 1:55.762 | +7.269 | 12:41:18.773 |
| 30 | 1:48.101 | +4.863 | 11:13:34.340 | 2 | 1:48.951 | +0.458 | 10:18:58.426 | 67 | 1:55.753 | +7.260 | 12:43:14.526 |
| 31 | 1:47.933 | +4.695 | 11:15:22.273 | 3 | 1:48.493 | | 10:20:46.919 | p68 | 1:50.058 | +1.565 | 12:45:04.584 |
| 32 | 1:46.722 | +3.484 | 11:17:08.995 | 4 | 1:48.986 | +0.493 | 10:22:35.905 | 69 | 7:22.783 | +5:34.290 | 12:52:27.367 |
| p33 | 1:42.045 | -1.193 | 11:18:51.040 | 5 | 1:49.283 | +0.790 | 10:24:25.188 | 70 | 1:52.071 | +3.578 | 12:54:19.438 |
| 34 | 7:05.427 | +5:22.189 | 11:25:56.467 | 6 | 1:49.801 | +1.308 | 10:26:14.989 | 71 | 1:51.410 | +2.917 | 12:56:10.848 |
| 35 | 1:51.985 | +8.747 | 11:27:48.452 | 7 | 1:50.124 | +1.631 | 10:28:05.113 | 72 | 1:51.219 | +2.726 | 12:58:02.067 |
| 36 | 1:49.829 | +6.591 | 11:29:38.281 | 8 | 1:49.698 | +1.205 | 10:29:54.811 | 73 | 1:51.302 | +2.809 | 12:59:53.369 |
| 37 | 1:49.631 | +6.393 | 11:31:27.912 | 9 | 1:50.390 | +1.897 | 10:31:45.201 | 74 | 1:51.320 | +2.827 | 13:01:44.689 |
| 38 | 1:49.230 | +5.992 | 11:33:17.142 | 10 | 1:50.003 | +1.510 | 10:33:35.204 | 75 | 1:52.144 | +3.651 | 13:03:36.833 |
| 39 | 1:48.756 | +5.518 | 11:35:05.898 | 11 | 1:49.698 | +1.205 | 10:35:24.902 | 76 | 1:52.466 | +3.973 | 13:05:29.299 |
| 40 | 1:49.123 | +5.885 | 11:36:55.021 | 12 | 1:50.741 | +2.248 | 10:37:15.643 | 77 | 1:51.315 | +2.822 | 13:07:20.614 |
| 41 | 1:48.665 | +5.427 | 11:38:43.686 | 13 | 1:50.004 | +1.511 | 10:39:05.647 | p79 | 1:46.861 | -1.632 | 13:10:59.671 |
| 42 | 1:50.768 | +7.530 | 11:40:34.454 | 14 | 1:50.778 | +2.285 | 10:40:56.425 | 80 | 7:18.735 | +5:30.242 | 13:18:18.406 |
| 43 | 1:49.432 | +6.194 | 11:42:23.886 | 15 | 1:49.478 | +0.985 | 10:42:45.903 | 81 | 1:52.615 | +4.122 | 13:20:11.021 |
| 44 | 1:48.978 | +5.740 | 11:44:12.864 | p16 | 1:44.355 | -4.138 | 10:44:30.258 | 82 | 1:50.270 | +1.777 | 13:22:01.291 |
| 45 | 1:49.906 | +6.668 | 11:46:02.770 | 17 | 7:17.811 | +5:29.318 | 10:51:48.069 | 83 | 1:50.468 | +1.975 | 13:23:51.759 |
| 46 | 1:48.433 | +5.195 | 11:47:51.203 | 18 | 1:56.785 | +8.292 | 10:53:44.854 | 84 | 1:49.944 | +1.451 | 13:25:41.703 |
| 47 | 1:48.432 | +5.194 | 11:49:39.635 | 19 | 1:55.496 | +7.003 | 10:55:40.350 | 85 | 1:50.249 | +1.756 | 13:27:31.952 |
| 48 | 1:48.335 | +5.097 | 11:51:27.970 | 20 | 1:56.823 | +8.330 | 10:57:37.173 | 86 | 1:50.485 | +1.992 | 13:29:22.437 |
| p49 | 1:44.351 | +1.113 | 11:53:12.321 | 21 | 1:55.865 | +7.372 | 10:59:33.038 | 87 | 1:50.621 | +2.128 | 13:31:13.058 |
| 50 | 9:14.015 | +7:30.777 | 12:02:26.336 | 22 | 1:56.006 | +7.513 | 11:01:29.044 | 88 | 1:50.331 | +1.838 | 13:33:03.389 |
| 51 | 1:53.841 | +10.603 | 12:04:20.177 | 23 | 1:59.894 | +11.401 | 11:03:28.938 | 89 | 1:51.357 | +2.864 | 13:34:54.746 |



R3 HORAS GOIANIA 2023

Evento Domingo

Autodromo de Goiania - GO 3,835 km

R3 Horas

05/02/2023 10:00

Race (3:21:00 and 1 Laps) started at 10:15:07

| Volta | Volta Tm | Diff | Hora do dia |
|-------|----------|--------|--------------|
| 90 | 1:49.526 | +1.033 | 13:36:44.272 |
| 91 | 1:49.747 | +1.254 | 13:38:34.019 |
| 92 | 1:49.299 | +0.806 | 13:40:23.318 |

(74) A. GIFFONI/D. ANDRADE/S. PRATES/S. STEFANO

| Volta | Volta Tm | Diff | Hora do dia |
|-------|----------|-----------|--------------|
| 1 | 1:55.575 | +7.018 | 10:17:10.597 |
| 2 | 1:49.720 | +1.163 | 10:19:00.317 |
| 3 | 1:49.842 | +1.285 | 10:20:50.159 |
| 4 | 1:49.191 | +0.634 | 10:22:39.350 |
| 5 | 1:49.756 | +1.199 | 10:24:29.106 |
| 6 | 1:49.758 | +1.201 | 10:26:18.864 |
| 7 | 1:49.590 | +1.033 | 10:28:08.454 |
| 8 | 1:49.781 | +1.224 | 10:29:58.235 |
| 9 | 1:49.408 | +0.851 | 10:31:47.643 |
| 10 | 1:49.803 | +1.246 | 10:33:37.446 |
| 11 | 1:50.767 | +2.210 | 10:35:28.213 |
| 12 | 1:50.717 | +2.160 | 10:37:18.930 |
| p13 | 1:46.617 | -1.940 | 10:39:05.547 |
| 14 | 8:01.948 | +6:13.391 | 10:47:07.495 |
| 15 | 1:55.013 | +6.456 | 10:49:02.508 |
| 16 | 1:53.974 | +5.417 | 10:50:56.482 |
| 17 | 1:53.729 | +5.172 | 10:52:50.211 |
| 18 | 1:52.418 | +3.861 | 10:54:42.629 |
| 19 | 1:52.894 | +4.337 | 10:56:35.523 |
| 20 | 1:52.496 | +3.939 | 10:58:28.019 |
| 21 | 1:51.722 | +3.165 | 11:00:19.741 |
| 22 | 1:52.926 | +4.369 | 11:02:12.667 |
| 23 | 1:52.887 | +4.330 | 11:04:05.554 |
| 24 | 1:52.572 | +4.015 | 11:05:58.126 |
| 25 | 1:52.153 | +3.596 | 11:07:50.279 |
| 26 | 1:52.744 | +4.187 | 11:09:43.023 |
| p27 | 1:49.806 | +1.249 | 11:11:32.829 |
| 28 | 7:19.176 | +5:30.619 | 11:18:52.005 |
| 29 | 1:58.842 | +10.285 | 11:20:50.847 |
| 30 | 1:57.294 | +8.737 | 11:22:48.141 |
| 31 | 1:57.803 | +9.246 | 11:24:45.944 |
| 32 | 1:57.033 | +8.476 | 11:26:42.977 |
| 33 | 1:57.275 | +8.718 | 11:28:40.252 |
| 34 | 1:58.028 | +9.471 | 11:30:38.280 |
| 35 | 1:56.210 | +7.653 | 11:32:34.490 |
| 36 | 1:55.897 | +7.340 | 11:34:30.387 |
| 37 | 1:58.998 | +10.441 | 11:36:29.385 |
| 38 | 1:56.078 | +7.521 | 11:38:25.463 |
| 39 | 1:56.938 | +8.381 | 11:40:22.401 |
| 40 | 1:56.193 | +7.636 | 11:42:18.594 |
| p41 | 1:52.006 | +3.449 | 11:44:10.600 |
| 42 | 7:23.929 | +5:35.372 | 11:51:34.529 |
| 43 | 1:55.992 | +7.435 | 11:53:30.521 |
| 44 | 1:55.536 | +6.979 | 11:55:26.057 |
| 45 | 1:55.131 | +6.574 | 11:57:21.188 |
| 46 | 1:54.837 | +6.280 | 11:59:16.025 |
| 47 | 1:55.187 | +6.630 | 12:01:11.212 |
| 48 | 1:54.487 | +5.930 | 12:03:05.699 |
| 49 | 1:54.853 | +6.296 | 12:05:00.552 |
| 50 | 1:55.005 | +6.448 | 12:06:55.557 |
| 51 | 1:55.191 | +6.634 | 12:08:50.748 |
| 52 | 1:54.167 | +5.610 | 12:10:44.915 |
| 53 | 1:54.583 | +6.026 | 12:12:39.498 |
| 54 | 1:53.941 | +5.384 | 12:14:33.439 |
| p55 | 1:50.428 | +1.871 | 12:16:23.867 |
| 56 | 7:15.192 | +5:26.635 | 12:23:39.059 |
| 57 | 1:50.059 | +1.502 | 12:25:29.118 |
| 58 | 1:50.159 | +1.602 | 12:27:19.277 |
| 59 | 1:49.529 | +0.972 | 12:29:08.806 |
| 60 | 1:50.220 | +1.663 | 12:30:59.026 |
| 61 | 1:49.739 | +1.182 | 12:32:48.765 |

| Volta | Volta Tm | Diff | Hora do dia |
|-------|-----------------|-----------|--------------|
| 62 | 1:49.221 | +0.664 | 12:34:37.986 |
| 63 | 1:49.598 | +1.041 | 12:36:27.584 |
| 64 | 1:49.160 | +0.603 | 12:38:16.744 |
| 65 | 1:49.488 | +0.931 | 12:40:06.232 |
| 66 | 1:48.557 | | 12:41:54.789 |
| 67 | 1:50.157 | +1.600 | 12:43:44.946 |
| 68 | 1:49.283 | +0.726 | 12:45:34.229 |
| 69 | 1:49.119 | +0.562 | 12:47:23.348 |
| 70 | 1:48.616 | +0.059 | 12:49:11.964 |
| p71 | 1:43.159 | -5.398 | 12:50:55.123 |
| 72 | 7:10.492 | +5:21.935 | 12:58:05.615 |
| 73 | 1:52.423 | +3.866 | 12:59:58.038 |
| 74 | 1:51.737 | +3.180 | 13:01:49.775 |
| 75 | 1:52.206 | +3.649 | 13:03:41.981 |
| 76 | 1:52.460 | +3.903 | 13:05:34.441 |
| 77 | 1:51.329 | +2.772 | 13:07:25.770 |
| 78 | 1:51.514 | +2.957 | 13:09:17.284 |
| 79 | 1:51.970 | +3.413 | 13:11:09.254 |
| 80 | 1:50.564 | +2.007 | 13:12:59.818 |
| 81 | 1:50.641 | +2.084 | 13:14:50.459 |
| 82 | 1:51.197 | +2.640 | 13:16:41.656 |
| p83 | 1:47.042 | -1.515 | 13:18:28.698 |
| 84 | 7:14.852 | +5:26.295 | 13:25:43.550 |
| 85 | 1:56.047 | +7.490 | 13:27:39.597 |
| 86 | 1:56.805 | +8.248 | 13:29:36.402 |
| 87 | 1:55.833 | +7.276 | 13:31:32.235 |
| 88 | 1:56.115 | +7.558 | 13:33:28.350 |
| 89 | 1:54.818 | +6.261 | 13:35:23.168 |
| 90 | 1:55.564 | +7.007 | 13:37:18.732 |
| 91 | 1:57.139 | +8.582 | 13:39:15.871 |

(75) A. DANTAS/A. SILVA/C. DANTAS/D. MACHADO

| Volta | Volta Tm | Diff | Hora do dia |
|-------|-----------|-----------|--------------|
| 1 | 1:55.463 | +8.087 | 10:17:13.151 |
| 2 | 1:50.554 | +3.178 | 10:19:03.705 |
| 3 | 1:51.498 | +4.122 | 10:20:55.203 |
| 4 | 1:51.404 | +4.028 | 10:22:46.607 |
| 5 | 1:51.341 | +3.965 | 10:24:37.948 |
| 6 | 1:51.282 | +3.906 | 10:26:29.230 |
| 7 | 1:51.512 | +4.136 | 10:28:20.742 |
| 8 | 1:52.374 | +4.998 | 10:30:13.116 |
| 9 | 1:51.533 | +4.157 | 10:32:04.649 |
| 10 | 1:51.205 | +3.829 | 10:33:55.854 |
| 11 | 1:51.422 | +4.046 | 10:35:47.276 |
| 12 | 1:50.083 | +2.707 | 10:37:37.359 |
| 13 | 1:49.361 | +1.985 | 10:39:26.720 |
| 14 | 1:50.822 | +3.446 | 10:41:17.542 |
| 15 | 1:50.579 | +3.203 | 10:43:08.121 |
| p16 | 1:45.326 | -2.050 | 10:44:53.447 |
| 17 | 10:20.455 | +8:33.079 | 10:55:13.902 |
| 18 | 1:50.021 | +2.645 | 10:57:03.923 |
| 19 | 1:49.897 | +2.521 | 10:58:53.820 |
| 20 | 1:49.449 | +2.073 | 11:00:43.269 |
| 21 | 1:49.642 | +2.266 | 11:02:32.911 |
| 22 | 1:50.130 | +2.754 | 11:04:23.041 |
| 23 | 1:50.373 | +2.997 | 11:06:13.414 |
| 24 | 1:49.186 | +1.810 | 11:08:02.600 |
| 25 | 1:50.025 | +2.649 | 11:09:52.625 |
| 26 | 1:49.585 | +2.209 | 11:11:42.210 |
| 27 | 1:47.706 | +0.330 | 11:13:29.916 |
| 28 | 1:50.311 | +2.935 | 11:15:20.227 |
| 29 | 1:48.761 | +1.385 | 11:17:08.988 |
| 30 | 1:48.147 | +0.771 | 11:18:57.135 |
| 31 | 1:50.016 | +2.640 | 11:20:47.151 |
| p32 | 1:44.051 | -3.325 | 11:22:31.202 |
| 33 | 8:26.021 | +6:38.645 | 11:30:57.223 |
| 34 | 1:53.399 | +6.023 | 11:32:50.622 |

| Volta | Volta Tm | Diff | Hora do dia |
|-------|-----------------|-----------|--------------|
| 35 | 1:54.280 | +6.904 | 11:34:44.902 |
| 36 | 1:55.058 | +7.682 | 11:36:39.960 |
| 37 | 1:54.461 | +7.085 | 11:38:34.421 |
| 38 | 1:52.284 | +4.908 | 11:40:26.705 |
| 39 | 1:52.631 | +5.255 | 11:42:19.336 |
| 40 | 1:52.010 | +4.634 | 11:44:11.346 |
| 41 | 1:52.756 | +5.380 | 11:46:04.102 |
| p42 | 4:25.593 | +2:38.217 | 11:50:29.695 |
| 43 | 7:52.750 | +6:05.374 | 11:58:22.445 |
| 44 | 1:50.341 | +2.965 | 12:00:12.786 |
| 45 | 1:49.472 | +2.096 | 12:02:02.258 |
| 46 | 1:48.571 | +1.195 | 12:03:50.829 |
| 47 | 1:48.368 | +0.992 | 12:05:39.197 |
| 48 | 1:47.590 | +0.214 | 12:07:26.787 |
| 49 | 1:48.367 | +0.991 | 12:09:15.154 |
| 50 | 1:50.259 | +2.883 | 12:11:05.413 |
| 51 | 1:49.994 | +2.618 | 12:12:55.407 |
| p52 | 1:45.244 | -2.132 | 12:14:40.651 |
| 53 | 7:56.616 | +6:09.240 | 12:22:37.267 |
| 54 | 1:49.838 | +2.462 | 12:24:27.105 |
| 55 | 1:49.687 | +2.311 | 12:26:16.792 |
| 56 | 1:49.841 | +2.465 | 12:28:06.633 |
| 57 | 1:50.705 | +3.329 | 12:29:57.338 |
| 58 | 1:51.787 | +4.411 | 12:31:49.125 |
| 59 | 1:47.376 | | 12:33:36.501 |
| 60 | 1:49.498 | +2.122 | 12:35:25.999 |
| 61 | 1:48.123 | +0.747 | 12:37:14.122 |
| 62 | 1:48.932 | +1.556 | 12:39:03.054 |
| 63 | 1:49.629 | +2.253 | 12:40:52.683 |
| 64 | 1:48.831 | +1.455 | 12:42:41.514 |
| 65 | 1:48.947 | +1.571 | 12:44:30.461 |
| 66 | 1:48.310 | +0.934 | 12:46:18.771 |
| p67 | 1:45.552 | -1.824 | 12:48:04.323 |
| 68 | 7:12.196 | +5:24.820 | 12:55:16.519 |
| 69 | 1:53.203 | +5.827 | 12:57:09.722 |
| 70 | 1:51.956 | +4.580 | 12:59:01.678 |
| 71 | 1:49.915 | +2.539 | 13:00:51.593 |
| 72 | 1:49.935 | +2.559 | 13:02:41.528 |
| 73 | 1:51.144 | +3.768 | 13:04:32.672 |
| 74 | 1:52.483 | +5.107 | 13:06:25.155 |
| 75 | 1:54.393 | +7.017 | 13:08:19.548 |
| 76 | 1:52.527 | +5.151 | 13:10:12.075 |
| 77 | 1:51.843 | +4.467 | 13:12:03.918 |
| p78 | 1:44.062 | -3.314 | 13:13:47.980 |
| 79 | 7:48.574 | +6:01.198 | 13:21:36.554 |
| 80 | 1:48.468 | +1.092 | 13:23:25.022 |
| 81 | 1:47.997 | +0.621 | 13:25:13.019 |
| 82 | 1:47.810 | +0.434 | 13:27:00.829 |
| 83 | 1:48.953 | +1.577 | 13:28:49.782 |
| 84 | 1:49.281 | +1.905 | 13:30:39.063 |
| 85 | 1:48.278 | +0.902 | 13:32:27.341 |
| 86 | 1:47.498 | +0.122 | 13:34:14.839 |
| 87 | 1:47.687 | +0.311 | 13:36:02.526 |
| 88 | 1:48.855 | +1.479 | 13:37:51.381 |
| 89 | 1:49.247 | +1.871 | 13:39:40.628 |

(76) G. PAULINO/P. H. AMARAL/P. P. FORONI/T. MANNA

| Volta | Volta Tm | Diff | Hora do dia |
|-------|-----------------|--------|--------------|
| 1 | 1:47.931 | +6.124 | 10:16:57.269 |
| 2 | 1:43.084 | +1.277 | 10:18:40.353 |
| 3 | 1:42.627 | +0.820 | 10:20:22.980 |
| 4 | 1:41.807 | | 10:22:04.787 |
| 5 | 1:42.767 | +0.960 | 10:23:47.554 |
| 6 | 1:41.863 | +0.056 | 10:25:29.417 |
| 7 | 1:43.981 | +2.174 | 10:27:13.398 |
| 8 | 1:43.389 | +1.582 | 10:28:56.787 |
| 9 | 1:42.557 | +0.750 | 10:30:39.344 |

R3 HORAS GOIÂNIA 2023


Evento Domingo

Autodromo de Goiania - GO 3,835 km

R3 Horas

05/02/2023 10:00

Race (3:21:00 and 1 Laps) started at 10:15:07



| Volta | Volta Tm | Diff | Hora do dia |
|-------|----------|-----------|--------------|
| 10 | 1:42.470 | +0.663 | 10:32:21.814 |
| 11 | 1:43.160 | +1.353 | 10:34:04.974 |
| 12 | 1:43.514 | +1.707 | 10:35:48.488 |
| 13 | 1:42.406 | +0.599 | 10:37:30.894 |
| 14 | 1:42.014 | +0.207 | 10:39:12.908 |
| 15 | 1:43.333 | +1.526 | 10:40:56.241 |
| 16 | 1:42.703 | +0.896 | 10:42:38.944 |
| p17 | 1:38.333 | -3.474 | 10:44:17.277 |
| 18 | 6:53.439 | +5:11.632 | 10:51:10.716 |
| 19 | 1:43.814 | +2.007 | 10:52:54.530 |
| 20 | 1:44.252 | +2.445 | 10:54:38.782 |
| 21 | 1:43.944 | +2.137 | 10:56:22.726 |
| 22 | 1:43.455 | +1.648 | 10:58:06.181 |
| 23 | 1:43.303 | +1.496 | 10:59:49.484 |
| 24 | 1:42.652 | +0.845 | 11:01:32.136 |
| 25 | 1:43.210 | +1.403 | 11:03:15.346 |
| 26 | 1:43.864 | +2.057 | 11:04:59.210 |
| 27 | 1:42.233 | +0.426 | 11:06:41.443 |
| 28 | 1:43.871 | +2.064 | 11:08:25.314 |
| 29 | 1:42.130 | +0.323 | 11:10:07.444 |
| 30 | 1:42.698 | +0.891 | 11:11:50.142 |
| 31 | 1:43.046 | +1.239 | 11:13:33.188 |
| 32 | 1:43.763 | +1.956 | 11:15:16.951 |
| 33 | 1:42.610 | +0.803 | 11:16:59.561 |
| p34 | 1:39.448 | -2.359 | 11:18:39.009 |
| 35 | 6:55.694 | +5:13.887 | 11:25:34.703 |
| 36 | 1:44.854 | +3.047 | 11:27:19.557 |
| 37 | 1:45.552 | +3.745 | 11:29:05.109 |
| 38 | 1:45.065 | +3.258 | 11:30:50.174 |
| 39 | 1:44.733 | +2.926 | 11:32:34.907 |
| 40 | 1:44.528 | +2.721 | 11:34:19.435 |
| 41 | 1:44.003 | +2.196 | 11:36:03.438 |
| 42 | 1:44.936 | +3.129 | 11:37:48.374 |
| 43 | 1:44.297 | +2.490 | 11:39:32.671 |
| 44 | 1:44.477 | +2.670 | 11:41:17.148 |
| 45 | 1:44.939 | +3.132 | 11:43:02.087 |
| 46 | 1:44.994 | +3.187 | 11:44:47.081 |
| 47 | 1:45.219 | +3.412 | 11:46:32.300 |
| 48 | 1:46.025 | +4.218 | 11:48:18.325 |
| 49 | 1:45.658 | +3.851 | 11:50:03.983 |
| p50 | 1:42.661 | +0.854 | 11:51:46.644 |
| 51 | 6:57.404 | +5:15.597 | 11:58:44.048 |
| 52 | 1:48.531 | +6.724 | 12:00:32.579 |
| 53 | 1:47.480 | +5.673 | 12:02:20.059 |
| 54 | 1:46.970 | +5.163 | 12:04:07.029 |
| 55 | 1:46.931 | +5.124 | 12:05:53.960 |
| 56 | 1:46.694 | +4.887 | 12:07:40.654 |
| 57 | 1:47.170 | +5.363 | 12:09:27.824 |
| 58 | 1:47.008 | +5.201 | 12:11:14.832 |
| 59 | 1:45.898 | +4.091 | 12:13:00.730 |

| Volta | Volta Tm | Diff | Hora do dia |
|-------|----------|-----------|--------------|
| 15 | 1:43.224 | +0.942 | 10:41:02.925 |
| 16 | 1:43.965 | +1.683 | 10:42:46.890 |
| p17 | 1:38.273 | -4.009 | 10:44:25.163 |
| 18 | 7:19.862 | +5:37.580 | 10:51:45.025 |
| 19 | 1:51.192 | +8.910 | 10:53:36.217 |
| 20 | 1:51.139 | +8.857 | 10:55:27.356 |
| 21 | 1:50.586 | +8.304 | 10:57:17.942 |
| 22 | 1:52.122 | +9.840 | 10:59:10.064 |
| 23 | 1:51.110 | +8.828 | 11:01:01.174 |

(17) I.MACIEL/J.CARLOS JR/P.J. SIMOES/R.MESQUITA

| Volta | Volta Tm | Diff | Hora do dia |
|-------|-----------------|-----------|--------------|
| 1 | 1:49.069 | +6.461 | 10:16:59.013 |
| 2 | 1:44.035 | +1.427 | 10:18:43.048 |
| 3 | 1:42.678 | +0.070 | 10:20:25.726 |
| 4 | 1:43.167 | +0.559 | 10:22:08.893 |
| 5 | 1:43.170 | +0.562 | 10:23:52.063 |
| 6 | 1:42.772 | +0.164 | 10:25:34.835 |
| 7 | 1:43.484 | +0.876 | 10:27:18.319 |
| 8 | 1:43.684 | +1.076 | 10:29:02.003 |
| 9 | 1:42.764 | +0.156 | 10:30:44.767 |
| 10 | 1:42.825 | +0.217 | 10:32:27.592 |
| 11 | 1:42.608 | | 10:34:10.200 |
| 12 | 1:43.259 | +0.651 | 10:35:53.459 |
| 13 | 1:46.147 | +3.539 | 10:37:39.606 |
| 14 | 1:43.713 | +1.105 | 10:39:23.319 |
| 15 | 1:43.639 | +1.031 | 10:41:06.958 |
| 16 | 1:43.289 | +0.681 | 10:42:50.247 |
| 17 | 1:44.238 | +1.630 | 10:44:34.485 |
| p18 | 1:40.819 | -1.789 | 10:46:15.304 |
| 19 | 7:35.047 | +5:52.439 | 10:53:50.351 |
| 20 | 1:48.759 | +6.151 | 10:55:39.110 |
| 21 | 1:48.135 | +5.527 | 10:57:27.245 |
| 22 | 1:47.964 | +5.356 | 10:59:15.209 |
| 23 | 1:47.522 | +4.914 | 11:01:02.731 |

(19) C.VIANA/G.VIANA/J.SILVA/L.ZACHARIAS

| Volta | Volta Tm | Diff | Hora do dia |
|-------|-----------------|--------|--------------|
| 1 | 1:47.721 | +5.439 | 10:16:59.562 |
| 2 | 1:43.176 | +0.894 | 10:18:42.738 |
| 3 | 1:42.282 | | 10:20:25.020 |
| 4 | 1:43.025 | +0.743 | 10:22:08.045 |
| 5 | 1:43.349 | +1.067 | 10:23:51.394 |
| 6 | 1:43.392 | +1.110 | 10:25:34.786 |
| 7 | 1:43.595 | +1.313 | 10:27:18.381 |
| 8 | 1:43.072 | +0.790 | 10:29:01.453 |
| 9 | 1:42.666 | +0.384 | 10:30:44.119 |
| 10 | 1:43.243 | +0.961 | 10:32:27.362 |
| 11 | 1:42.793 | +0.511 | 10:34:10.155 |
| 12 | 1:43.342 | +1.060 | 10:35:53.497 |
| 13 | 1:43.050 | +0.768 | 10:37:36.547 |
| 14 | 1:43.154 | +0.872 | 10:39:19.701 |

